

HEALTH

PANEL

[EN] HAIR GENETIC REPORT

Patient data

Name	Sample
Age	
Gender	F
Test date	
Report date	12/09/2025
Prescriber	
Health insurance	

What does testing make possible?

Based on personalized and comparative gene studies, Precysia looks for genetic alterations among the billions of information a patient's DNA carries, and in-depth information on each individual's predispositions to developing disease, as well as recommendations and specific information for their correction and prevention, whenever such information is available.

Technical Manager: Dr. Eyal Cohen, MD

WARNING

The values of the results of genetic tests are not diagnostic, but show trends that are influenced by physiological, pathological conditions, use of medications and other personal conditions of the examinee.

Only your clinician is able to correctly interpret these results and to prescribe the most appropriate treatment for you, and the company is not responsible for any treatment based on the results.

If necessary, our science team is available to discuss the results with the attending clinician upon request.

The genetic test

The genetic examination is the most current and advanced technological leap in the health area, mainly for the clinical area because DNA is the true **Instruction Manual** of the individual.

In DNA, all individual needs, susceptibilities and psycho-behavioral, structural, functional and reaction characteristics that an individual has and will have throughout his life are determined with high precision.

The genetic examination is within the modern disruptive concept of Genetic Identity where the individual is able to have all the precise and personalized information necessary to, from them, know what to do to achieve more Health, Vitality, Beauty and Longevity.

The current level of our technology, allows the high level of precision and reliability of our tests in the fundamental aspects for a genetic test.

In the WGS (total genome sequencing) extraction that provides 80 million SNPs (polymorphisms) - in the market in general we have up to 800 SNPs - and in the reading and analysis of the extraction done by our own AI system (Artificial Intelligence), through a complex algorithm, which considers, among other factors, the number, presence and magnitude of the SNPs related to the analyzed condition.

How to interpret the exam:

We adopted a color bar divided into 5 levels of magnitude.

Each genetic condition (whether characteristic, need, benefit or susceptibility) ranges from a low to a very high magnitude resulting from the exam.

These result levels are calculated using a complex algorithm, developed internally, which considers, among other factors, the quantity, presence and magnitude of the SNPs related to the condition.







The result will then appear as follows:

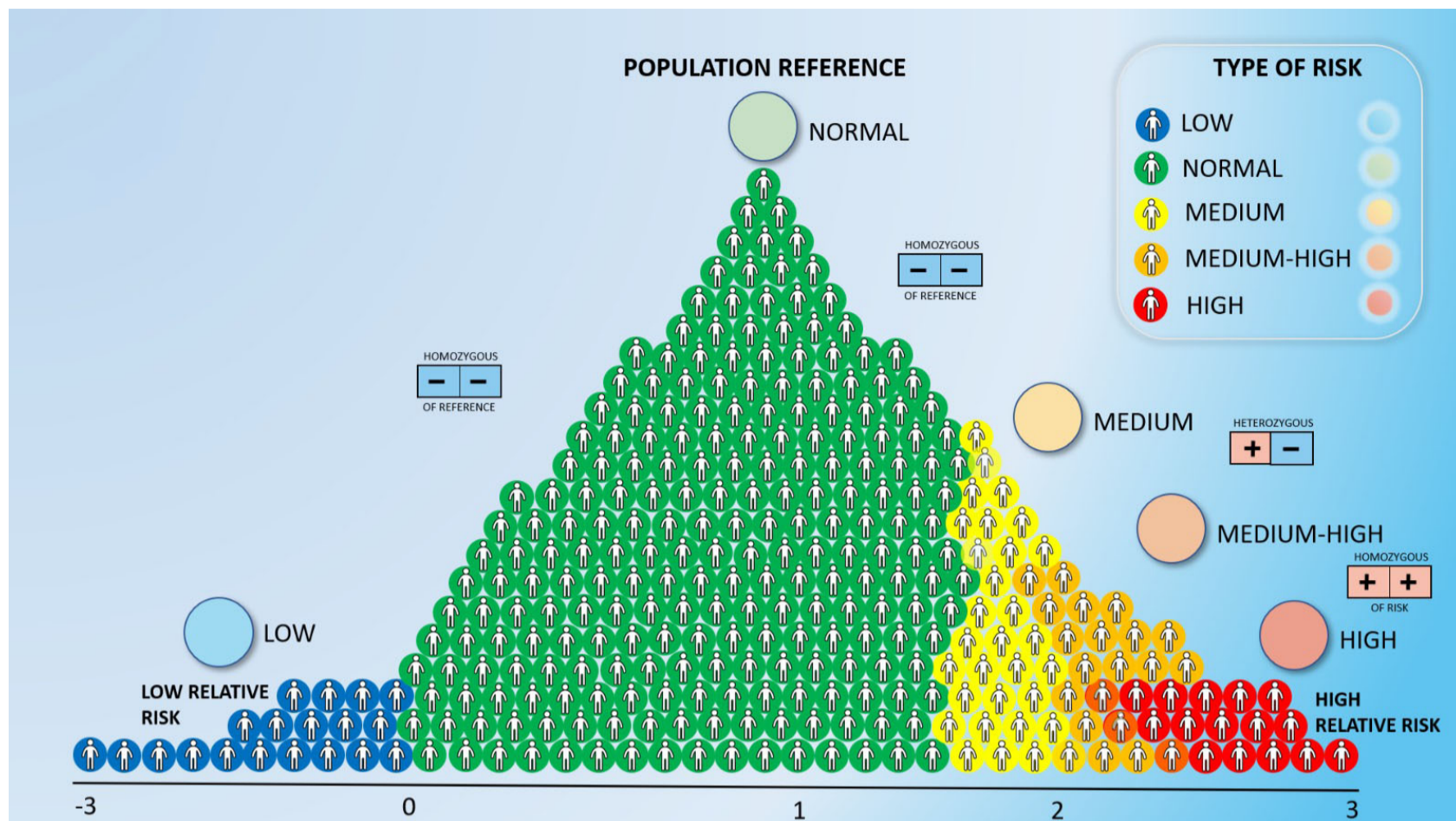
FIRST PART

The first part interprets the magnitudes of each condition, using an algorithm that considers the following aspects:

- Presence or Absence of Polymorphism
- Amount of Polymorphisms present for the condition
- Magnitude of each Polymorphism
- Validation of the Scientific Base

Due to the decimal places of the magnitudes of the results that must be strictly taken into account in the results, we present 5 divisions, which should be interpreted as follows:

-  indicates that the result shown is LOW
-  indicates that the result shown is NORMAL
-  indicates that the result shown is MEDIUM-NORMAL
-  indicates that the result shown is MEDIUM-HIGH
-  indicates that the result shown is HIGH
-  indicates that it was not possible to calculate a result

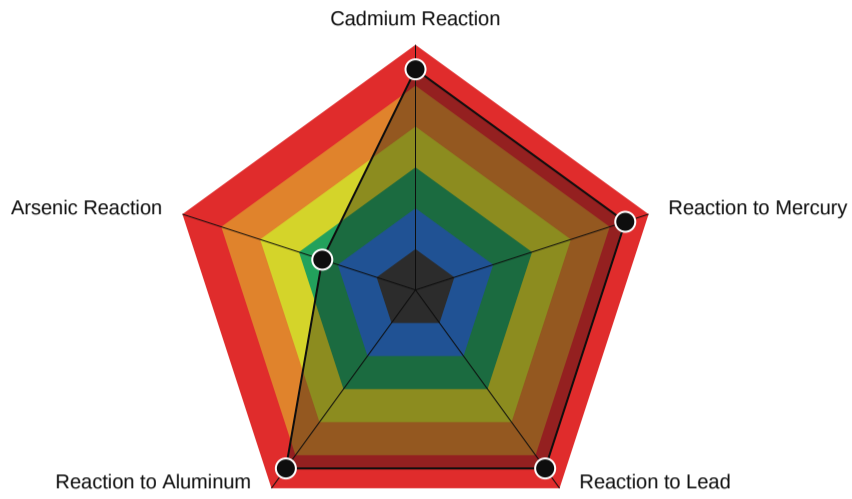


Important notes about the results:

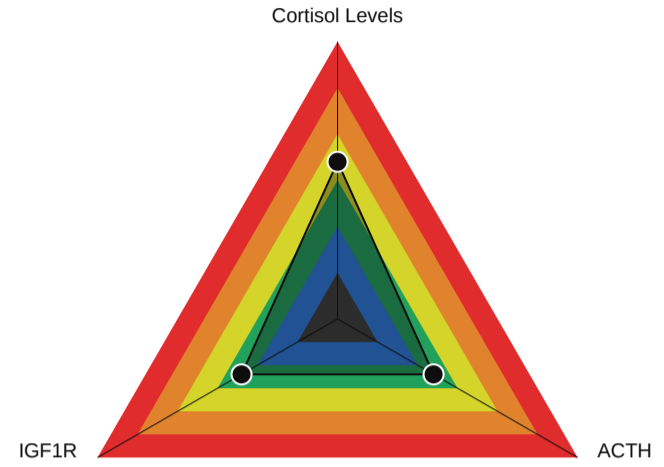
- LOW refers to a predisposition to lack or low susceptibility.
- NORMAL often refers to the majority of the population, in which the incidence of Needs or Susceptibilities is considered normal.
- MEDIUM-NORMAL refers to medium susceptibility. Usually heterozygous at-risk individuals.
- MEDIUM-HIGH refers to high susceptibility. Usually individuals with homozygous or heterozygous alleles at risk.
- HIGH refers to high susceptibility. Usually individuals with homozygous risk alleles.
- If there is no filled sphere in the result, it indicates that the polymorphism (or polymorphisms) related to the specific condition were not detected, or that, as of the date of the report, there are no solid scientific evidences that justify a result.

MOST RELEVANT CONDITIONS BY CATEGORY

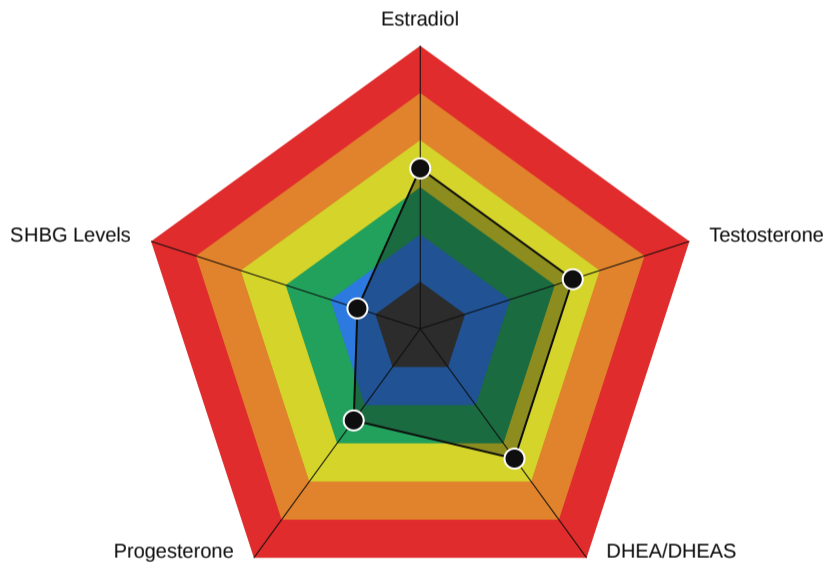
DETOX - HEAVY METALS



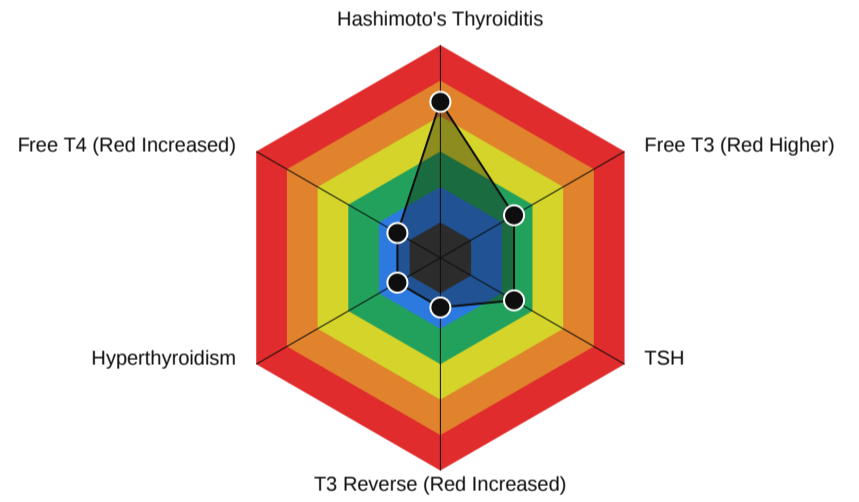
ENDOCRINE - ADRENAL AXIS - HPA AXIS



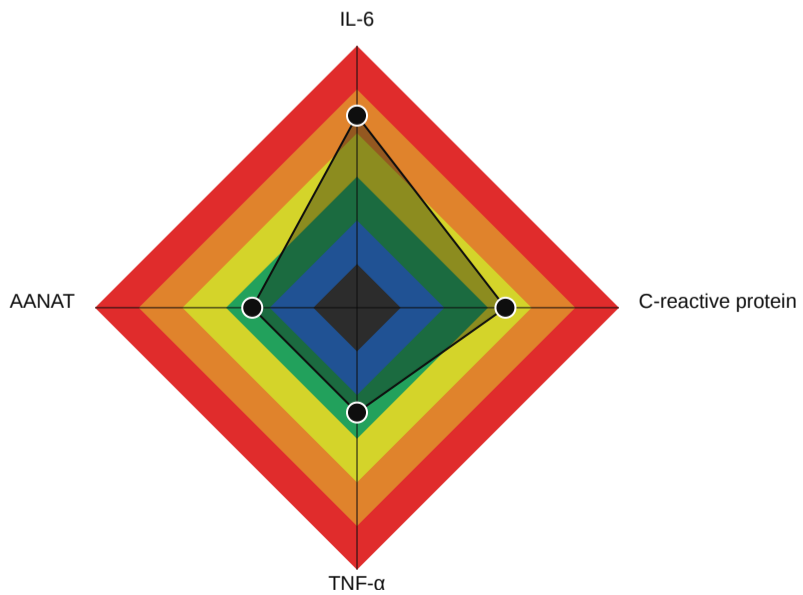
ENDOCRINE - SEX HORMONES



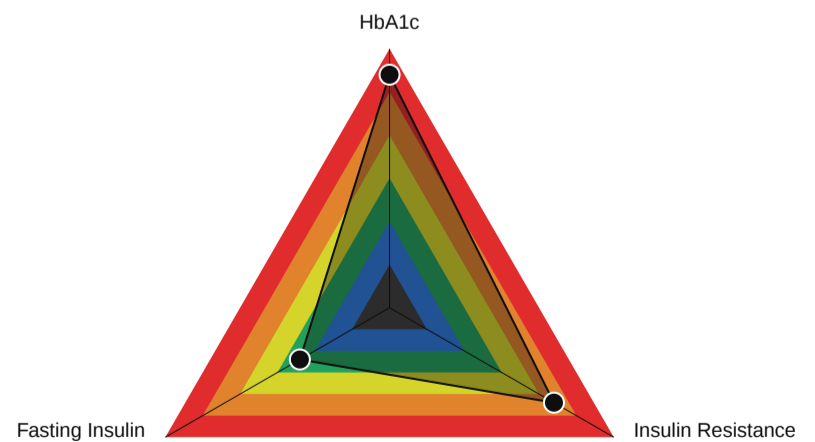
ENDOCRINE - THYROID AXIS



IMMUNE & INFLAMMATORY - ACUTE PHASE

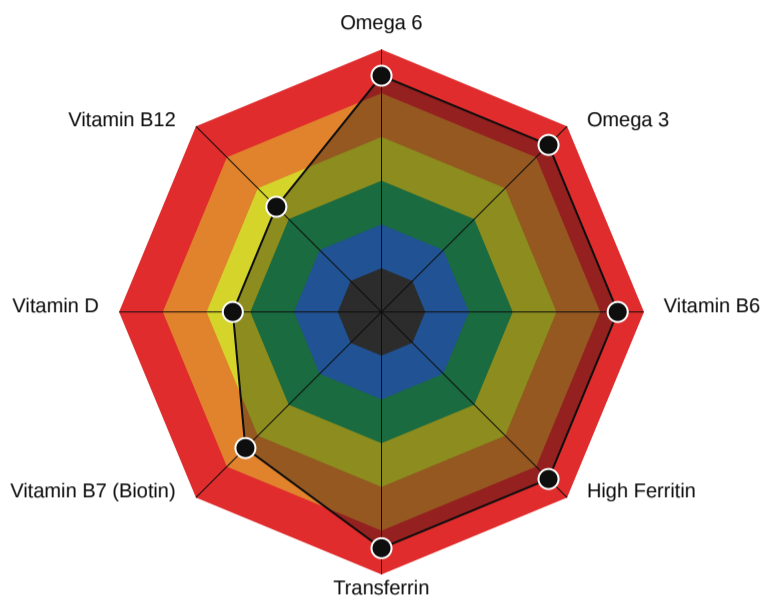


METABOLIC - GLUCOSE/INSULIN - GLYCEMIC CONTROL

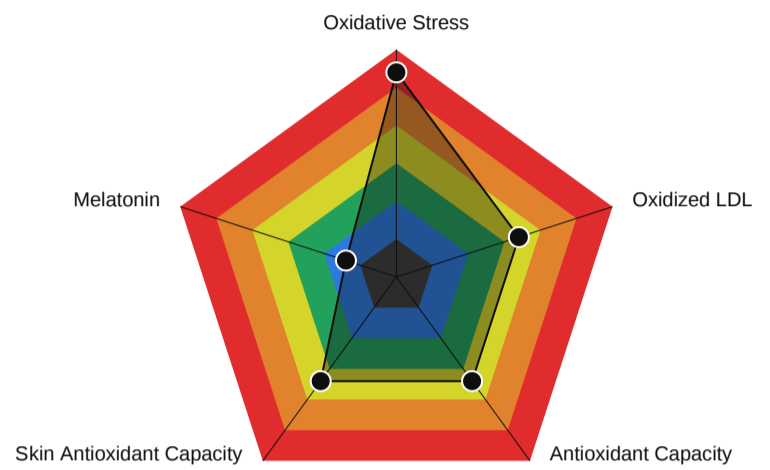


MOST RELEVANT CONDITIONS BY CATEGORY

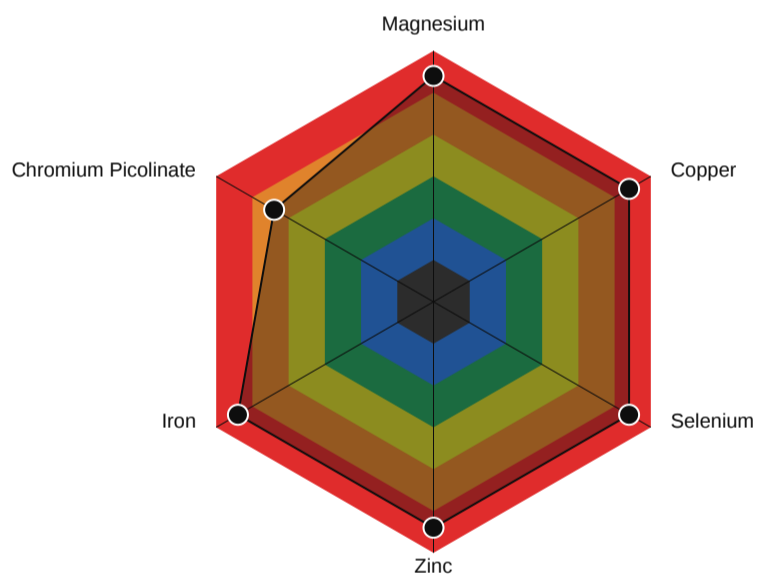
NUTRIENT – MACRONUTRIENTS




OXIDATIVE STRESS



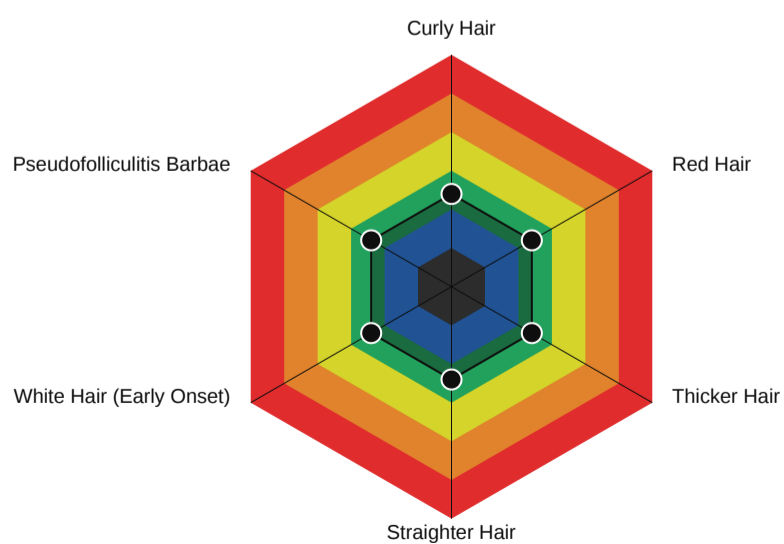
MINERALS



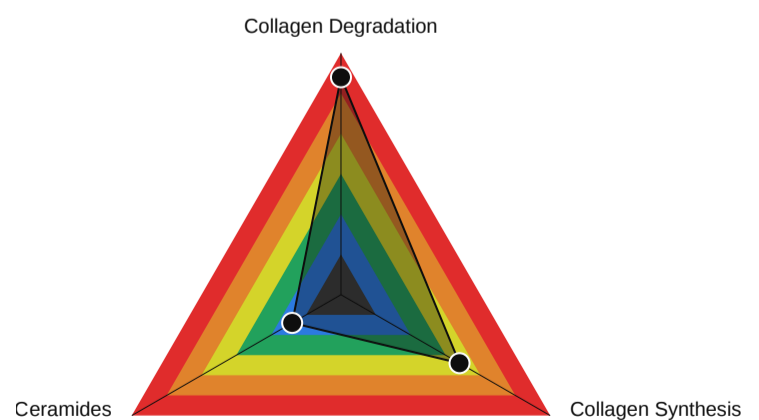
FACTORS OF INFLUENCE



HAIR FEATURES

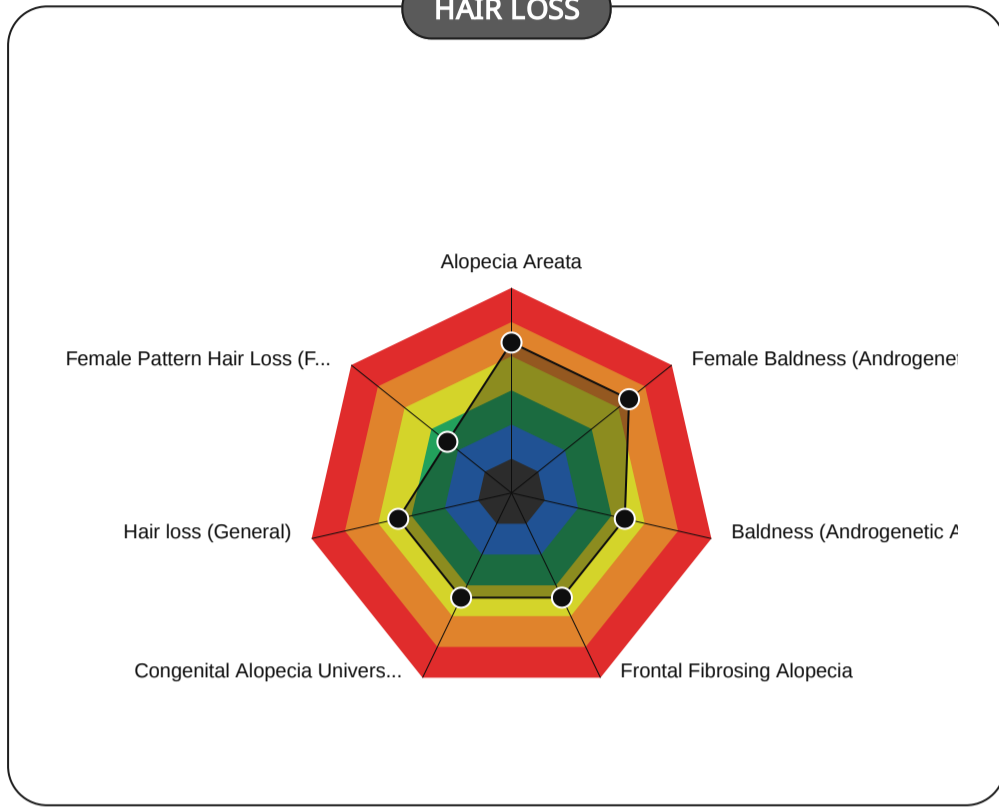


STRUCTURE



MOST RELEVANT CONDITIONS BY CATEGORY

HAIR LOSS



SUMMARY OF RESULTS

1. Homocysteine Accumulation

Homocysteine Accumulation 26 - - 7 + - 2 ++ ● MEDIUM-HIGH

2. Circulatory & Metabolic Vasodilators

Nitric Oxide (NOS1, NOS2A, and NOS3) 10 - - 0 + - 0 ++ ● LOW

3. Detox - Heavy Metals

Reaction to Mercury 8 - - 2 + - 2 ++ ● HIGH

Reaction to Lead 6 - - 2 + - 0 ++ ● HIGH

Cadmium Reaction 8 - - 0 + - 1 ++ ● HIGH

Arsenic Reaction 7 - - 0 + - 0 ++ ● NORMAL

Reaction to Aluminum 171 - - 10 + - 5 ++ ● HIGH

4. Detox - Xenobiotics

Bisphenol A Reaction 2 - - 1 + - 1 ++ ● HIGH

5. Endocrine - Adrenal Axis - HPA axis

Cortisol Levels 8 - - 2 + - 1 ++ ● MEDIUM

ACTH 1 - - 0 + - 0 ++ ● NORMAL

IGF1R 1 - - 0 + - 0 ++ ● NORMAL

6. Endocrine - Sex Hormones

DHEA/DHEAS 7 - - 1 + - 1 ++ ● MEDIUM

Testosterone 6 - - 3 + - 1 ++ ● MEDIUM

SHBG Levels 1 - - 1 + - 0 ++ ● LOW

Estradiol 1 - - 0 + - 1 ++ ● MEDIUM

Progesterone 4 - - 0 + - 0 ++ ● NORMAL

7. Endocrine - Thyroid Axis

Hashimoto's Thyroiditis 8 - - 5 + - 0 ++ ● MEDIUM-HIGH

Free T3 1 - - 2 + - 0 ++ ● NORMAL

Free T4	1	-	-	1	+	-	0	+	+	LOW
TSH	9	-	-	2	+	-	0	+	+	NORMAL
Reverse T3	2	-	-	1	+	-	0	+	+	LOW
Hyperthyroidism	4	-	-	0	+	-	0	+	+	LOW

8. Hair Follicle Local – Angiogenic factors

VEGF	1	-	-	0	+	-	0	+	+	NORMAL
------	---	---	---	---	---	---	---	---	---	--------

9. Immune & Inflammatory – Acute phase

IL-6	11	-	-	3	+	-	1	+	+	MEDIUM-HIGH
TNF-α	1	-	-	0	+	-	0	+	+	NORMAL
C-reactive protein	4	-	-	3	+	-	0	+	+	MEDIUM
AANAT	1	-	-	0	+	-	0	+	+	NORMAL

10. Metabolic – Glucose/Insulin – Glycemic control

Fasting Insulin	4	-	-	0	+	-	0	+	+	NORMAL
Insulin Resistance	5	-	-	5	+	-	2	+	+	MEDIUM-HIGH
Circulating Glycated Hemoglobin (HbA1c)	7	-	-	0	+	-	1	+	+	HIGH

11. Microbiome

Firmicutes	368	-	-	7	+	-	1	+	+	MEDIUM
Bacteroidetes	96	-	-	1	+	-	2	+	+	HIGH
Corynebacterium	2	-	-	0	+	-	0	+	+	UNDEFINED

12. Mitochondrial Function

Coenzyme Q10	151	-	-	12	+	-	11	+	+	HIGH
--------------	-----	---	---	----	---	---	----	---	---	------

13. Nutrient – Macronutrients

Omega 3 / Omega 6 Fats	1	-	-	0	+	-	0	+	+	NORMAL
Omega 3	108	-	-	22	+	-	9	+	+	HIGH
Vitamin B12	0	-	-	1	+	-	0	+	+	MEDIUM
Folate	1	-	-	0	+	-	0	+	+	NORMAL
Vitamin B7 (Biotin)	94	-	-	11	+	-	3	+	+	MEDIUM-HIGH

High Ferritin	10	- -	1	+ -	3	+	+	● HIGH
Transferrin	2	- -	1	+ -	1	+	+	● HIGH
Vitamin D	1	- -	0	+ -	1	+	+	● MEDIUM
Protein	1	- -	0	+ -	0	+	+	● NORMAL
Omega 6	313	- -	32	+ -	24	+	+	● HIGH
Vitamin E	0	- -	1	+ -	0	+	+	● NORMAL
Vitamin C	0	- -	0	+ -	0	+	+	● UNDEFINED
Vitamin B6	114	- -	18	+ -	11	+	+	● HIGH

14. Oxidative Stress

Oxidized LDL	0	- -	1	+ -	0	+	+	● MEDIUM
Antioxidant Capacity	23	- -	4	+ -	1	+	+	● MEDIUM
Melatonin	3	- -	2	+ -	0	+	+	● LOW
Increased Cortisol (in women)	1	- -	0	+ -	0	+	+	● UNDEFINED
Oxidative Stress	29	- -	11	+ -	5	+	+	● HIGH
Skin Antioxidant Capacity	6	- -	3	+ -	0	+	+	● MEDIUM

15. Minerals

Copper	104	- -	12	+ -	11	+	+	● HIGH
Zinc	205	- -	25	+ -	14	+	+	● HIGH
Chromium Picolinate	23	- -	7	+ -	1	+	+	● MEDIUM-HIGH
Iron	9	- -	2	+ -	4	+	+	● HIGH
Selenium	406	- -	37	+ -	15	+	+	● HIGH
Magnesium	328	- -	29	+ -	26	+	+	● HIGH

16. Factors of Influence

Stress	7	- -	0	+ -	1	+	+	● HIGH
Anxiety	6	- -	3	+ -	2	+	+	● MEDIUM
Sleep Disorder	11	- -	2	+ -	1	+	+	● HIGH
Polycystic Ovary Syndrome (PCOS)	12	- -	1	+ -	1	+	+	● MEDIUM-HIGH
Dopamine Receptors	66	- -	10	+ -	1	+	+	● MEDIUM-HIGH
HDL (Cholesterol)	28	- -	9	+ -	3	+	+	● MEDIUM-HIGH
LDL (Cholesterol)	23	- -	7	+ -	3	+	+	● MEDIUM-HIGH

17. Hair Features

Red Hair	2	-	-	0	+	-	0	+	+	● NORMAL
Thicker Hair	1	-	-	0	+	-	0	+	+	● NORMAL
Straighter Hair	3	-	-	0	+	-	0	+	+	● NORMAL
White Hair (Early Onset)	3	-	-	0	+	-	0	+	+	● NORMAL
Pseudofolliculitis Barbae	1	-	-	0	+	-	0	+	+	● NORMAL
Curly Hair	3	-	-	0	+	-	0	+	+	● NORMAL

18. Structure

Collagen Degradation	674	-	-	8	+	-	10	+	+	● HIGH
Collagen Synthesis	2	-	-	1	+	-	0	+	+	● MEDIUM
Ceramides	10	-	-	2	+	-	0	+	+	● LOW

19. Hair Loss

Frontal Fibrosing Alopecia	0	-	-	1	+	-	0	+	+	● MEDIUM
Congenital Alopecia Universalis	12	-	-	1	+	-	1	+	+	● MEDIUM
Baldness (Androgenetic Alopecia)	14	-	-	1	+	-	2	+	+	● MEDIUM
Alopecia Areata	1	-	-	3	+	-	1	+	+	● MEDIUM-HIGH
Female Baldness (Androgenetic Alopecia)	0	-	-	2	+	-	0	+	+	● MEDIUM-HIGH
Female Pattern Hair Loss (FPHL)	0	-	-	2	+	-	0	+	+	● NORMAL
Hair loss (General)	14	-	-	3	+	-	0	+	+	● MEDIUM

20. Intolerances

Lactase persistence	2	-	-	0	+	-	0	+	+	● NORMAL
---------------------	---	---	---	---	---	---	---	---	---	----------

1. Homocysteine Accumulation

Homocysteine Accumulation



Homocysteine is an amino acid that, when present in high levels in the blood (a condition known as hyperhomocysteinemia), can have a significant impact on your vascular and brain health. Genetically, your ability to metabolize homocysteine can be influenced by variations in key genes, including MTHFR (Methylenetetrahydrofolate Reductase). A genetic predisposition to homocysteine accumulation can lead to stress on your blood microvessels, compromising the flow and delivery of essential nutrients to the dermal papillae—the "factory" of your hair follicles. Over time, this nutritional limitation can accelerate follicle miniaturization, making hair thinner and more susceptible to hair loss. An orange or red indication in this report suggests a genetic predisposition to elevated homocysteine levels. If this is your case, it's crucial to pay special attention to your intake of B vitamins, such as folate (vitamin B9), vitamin B12, and vitamin B6. These nutrients are essential cofactors for homocysteine metabolism, helping to convert it into other harmless substances. Evaluating and optimizing your diet to include foods rich in these vitamins or considering supplementation, always under professional guidance, can be an important actionable strategy for optimizing hair and overall health.

Genes

ADA, CBS, CPS1, CTH, DPEP1, FGF21, GAD1, GPX1, GPX4, HNF1A, MAOA, MTHFR, MTRR

2. Circulatory & Metabolic Vasodilators

Nitric Oxide (NOS1, NOS2A, and NOS3)



Nitric oxide (NO), whose production is influenced by the genes NOS1, NOS2A, and NOS3, is a potent vasodilator. This means it has the ability to relax and widen blood vessels, optimizing blood flow throughout the body, including the scalp. Adequate NO levels are vital for hair health: they ensure follicles receive the essential supply of oxygen and nutrients necessary for strong, healthy growth during the anagen phase (hair growth phase). Genetic variations can directly influence your body's ability to produce nitric oxide, which can impact scalp microcirculation and, consequently, the vitality of your hair. A blue indication in this report suggests a predisposition to genetically reduced nitric oxide production. If this is your case, it's important to consider strategies that support NO production and optimize scalp circulation. This may include eating foods rich in nitrates (such as beets, spinach, and arugula), regular exercise, and, in some cases, supplementing with NO precursors such as L-Arginine or L-Citrulline, always under professional guidance. These actions can help nourish your follicles and promote robust hair growth.

Genes

NOS1, NOS3

3. Detox - Heavy Metals

Reaction to Mercury



HIGH

Mercury is a heavy metal that, even in small amounts, can be harmful to health and bioaccumulates in keratin structures, such as hair. A genetic predisposition to react to mercury indicates the importance of minimizing exposure to this metal, present in some cosmetics, to avoid oxidative damage to hair follicles. An orange or red color in this report suggests increased sensitivity and the need for increased attention to mercury exposure, which may include reviewing everyday products and foods.

Genes

ABCC2, GCLC, GCLM, GSTP1, MT1M, MT4, SELENOP, SLC22A6, SLC22A8, SLC7A5

Reaction to Lead



HIGH

Lead is a toxic and bio-accumulative heavy metal found in some products, such as hair dyes. A greater genetic susceptibility to lead increases the risk of free radical-mediated damage to the hair matrix and disruption of keratin bonds, which can increase hair loss. An orange or red indication in this report suggests a predisposition to greater sensitivity to lead and the importance of avoiding lead exposure for hair health, opting for beauty products and foods with lower lead content.

Genes

AGT, ALAD, MT2A, MT4, SLC11A2, VDR, XPO5

Cadmium Reaction



HIGH

Cadmium is a highly toxic and bio-accumulative heavy metal. Genetically, a predisposition to cadmium reactivity may indicate that this metal competes with zinc in keratin-producing cells (keratinocytes), resulting in weaker hair strands and dysregulated hair growth cycles. An orange or red color in this report suggests increased sensitivity to cadmium and the need to monitor exposure, especially from sources such as cigarette smoke and certain foods, to preserve hair vitality.

Genes

GSTP1, MT1A, MT2A, MTF1, SLC39A14, SLC39A8, TFRC

3. Detox - Heavy Metals

Arsenic Reaction



NORMAL

Arsenic is a toxic heavy metal that can bioaccumulate in the body. Hair is recognized as a biomarker for arsenic exposure. A genetic predisposition to arsenic reactivity indicates that maintaining low levels of exposure is essential to prevent hair fragility and loss of hair pigment. An orange or red color in this report suggests increased sensitivity to arsenic and highlights the importance of avoiding sources of exposure, such as contaminated water or certain foods, to preserve hair health and natural color.

Genes

AS3MT, GSTO2

Reaction to Aluminum



HIGH

Aluminum is a metal that can interfere with iron metabolism and generate free radicals, damaging the renewal of follicular stem cells, which are essential for hair growth. A genetic predisposition to aluminum reaction indicates the importance of monitoring exposure to this metal, present in various products and foods, to protect the vitality and renewal of your hair. An orange or red indication in this report suggests greater sensitivity to aluminum, which may indicate the need to review the use of products containing this metal.

Genes

A2M, ABCA2, ABCA7, APH1B, APOC1, APOE, APOE4, APP, ARHGAP20, ATP8B4, BACE1, BDNF, BIN1, C5ORF56, CALHM1, CARD9, CD2AP, CETP, CHAT, CLU, CNTNAP2, CPS1, CR1, CTNNA3, CTSD, DAPK1, DKK1, EIF2AK2, ENTPD7, FAM171A2, FRMD4A, GAB2, GCKR, GOLM1, HLA-DQA1, IDE, IFNG, IL-10RA, IL-10RB, IL-12B, IL-1B, INTERGENIC, LDLR, LRP6, LTA, MAPT, MME, MPO, MS4A6A, NOD2, OLR1, PCDH11X, PCK1, PEX6, PICALM, PLAU, PLD3, POLN, PPP1R3B, PRRC2C, PSEN1, PSEN2, SORL1, SST, STAT3, TAP2, TET1, TM2D3, TNFSF15, TOMM40, TREM2

4. Detox - Xenobiotics

Bisphenol A Reaction



HIGH

Bisphenol A (BPA) is a chemical widely found in plastics, food cans, and other everyday consumer products. It is recognized as an endocrine disruptor, meaning it can interfere with the normal functioning of your hormones, including androgens. This hormonal disruption can negatively impact the health of your hair follicles, contributing to thinning and hair loss, especially in cases of pattern baldness. Your genetic predisposition to react to Bisphenol A indicates a particular sensitivity to this compound. This means that even at exposure levels considered "safe" for most people, your body may react more strongly. An orange or red indication in this report suggests you have this heightened sensitivity and a heightened need to minimize contact with BPA. To protect your hair and overall health, opting for BPA-free alternatives is highly recommended. Prioritize glass, stainless steel, or certified "BPA-free" plastic packaging, avoid heating food in plastic containers in the microwave, and, whenever possible, choose fresh, less processed products to reduce your exposure to this substance.

Genes

EPHX1, GSTP1, MPO, SOD2

5. Endocrine - Adrenal Axis - HPA axis

Cortisol Levels



Cortisol, widely known as the stress hormone, plays a vital role in several bodily functions, including regulating the complex hair growth cycle. However, when its physiological rhythm is dysregulated or there is a chronic excess of cortisol, hair follicles can be negatively impacted. This condition can trigger telogen effluvium, a form of diffuse hair loss often associated with periods of high stress. Genetically, you may have a predisposition to how your body produces and manages cortisol levels, which may indicate a greater sensitivity to the effects of stress. An orange or red indication in this report suggests a predisposition to altered cortisol levels, reinforcing the importance of paying special attention to stress management and hormonal balance for optimal hair health. To optimize this condition, proactive strategies are highly beneficial, such as regularly practicing meditation and relaxation techniques, incorporating physical exercise into your routine, and ensuring quality, restful sleep. These actions can help modulate your body's response to stress and protect the vitality of your hair.

1,268 / 5,000 Cortisol Levels

Cortisol, widely known as the stress hormone, plays a vital role in several bodily functions, including regulating the complex hair growth cycle. However, when its physiological rhythm is dysregulated or there is a chronic excess of cortisol, hair follicles can be negatively impacted. This condition can trigger telogen effluvium, a form of diffuse hair loss often associated with periods of high stress. Genetically, you may have a predisposition to how your body produces and manages cortisol levels, which may indicate a greater sensitivity to the effects of stress. An orange or red indication in this report suggests a predisposition to altered cortisol levels, reinforcing the importance of paying special attention to stress management and hormonal balance for optimal hair health. To optimize this condition, proactive strategies are highly beneficial, such as regularly practicing meditation and relaxation techniques, incorporating physical exercise into your routine, and ensuring quality, restful sleep. These actions can help modulate your body's response to stress and protect the vitality of your hair.

Genes

CRHR1, DGKH, FKBP5, HSD11B1, HTR2C, NR3C1, OXTR

5. Endocrine - Adrenal Axis - HPA axis

ACTH



NORMAL

Adrenocorticotrophic hormone (ACTH) is produced by the pituitary gland and stimulates the adrenal glands to produce cortisol. Balanced ACTH levels are essential for regulating the stress response and cortisol production. Genetically, a predisposition to ACTH imbalances can lead to cortisol spikes that precipitate stress-related hair loss (telogen effluvium). An orange or red indication in this report suggests a greater need for attention to the adrenal axis, which may include consulting a healthcare professional for hormonal evaluation and stress management strategies for hair health.

Genes

IL-18

IGF1R



NORMAL

The Insulin-Like Growth Factor 1 receptor (IGF-1R) plays a crucial role in the proliferation of keratinocytes, the cells that form the hair structure. Optimized IGF-1 signaling promotes follicular health and the hair growth cycle, promoting stronger, denser hair. Genetic variations in this receptor can influence the efficiency of this signaling. A blue (low) indication in this report suggests a predisposition to lower IGF-1R activity, which may impact hair growth and indicate the need to optimize factors that influence IGF-1, such as nutrition and exercise.

Genes

IGF1R

6. Endocrine - Sex Hormones

DHEA/DHEAS



MEDIUM

DHEA and its sulfated form (DHEAS) are important hormonal precursors for the production of other sex hormones. Adequate DHEA levels contribute to the lipid balance of the sebaceous glands on the scalp, creating a healthy follicular environment. Genetic variations can influence the production and metabolism of DHEA/DHEAS, and extreme levels can alter this environment, impacting hair health. A blue (low production) or orange/red (potential imbalance) indication in this report suggests the need for hormonal evaluation to optimize the follicular environment and hair vitality, possibly with lifestyle adjustments or supplementation under professional guidance.

Genes

ARPC1A, BCL2L11, HHEX, INTERGENIC, SHBG, SULT2A1, TRIM4

Testosterone



MEDIUM

Testosterone is a sex hormone important for several bodily functions. In the scalp, testosterone can be converted to dihydrotestosterone (DHT), a potent hormone that can shorten the hair growth (anagen) phase and promote androgenetic alopecia (pattern baldness). Genetic variations can influence testosterone levels and metabolism. An orange or red indication in this report suggests a predisposition to levels that may impact hair health, especially in individuals with genetic sensitivity to DHT. Hormonal and nutritional management strategies can be considered to mitigate these effects.

Genes

CYP17A1, CYP19A1, FAM9B, FSHR, HSD17B2, HSD17B3, PDE7B, SHBG

6. Endocrine - Sex Hormones

SHBG Levels



LOW

Sex Hormone-Binding Globulin (SHBG) regulates the amount of sex hormones (such as testosterone) available to cells. Lower SHBG levels mean more circulating free testosterone and DHT (dihydrotestosterone), which can accelerate follicular miniaturization, especially in areas genetically sensitive to hair loss. Genetic variations can influence your SHBG levels. An orange or red indication in this report suggests a predisposition to SHBG levels that may impact hair health, indicating the need for hormonal evaluation and strategies to optimize free hormone balance.

Genes
SHBG

Estradiol



MEDIUM

Estradiol is the primary female estrogen, with a crucial role in skin health, blood vessels, and the hair cycle. Adequate estrogen levels exert an antiandrogenic protective effect, promoting follicular growth signaling and hair hydration. A genetic predisposition to low estrogen levels can reduce this protective effect, impacting hair vitality. A blue indication in this report suggests a predisposition to lower levels, while orange or red may indicate a tendency to higher levels. In both cases, hormonal balance evaluation with a healthcare professional is recommended to optimize hair and overall health.

Genes
ESR2, SHBG

6. Endocrine - Sex Hormones

Progesterone



Progesterone is a hormone that, in balanced levels, helps to counterbalance the effects of dihydrotestosterone (DHT) on hair follicles. Low progesterone levels can allow an unimpeded androgenic impact on the follicles, which can contribute to hair loss. Genetic variations can influence your progesterone levels. A blue indication in this report suggests a predisposition to lower progesterone levels, which may require hormonal evaluation with a healthcare professional to optimize hormonal balance and hair health.

Genes

INTERGENIC, PGR, SLC22A10, ZKSCAN5

7. Endocrine - Thyroid Axis

Hashimoto's Thyroiditis

 MEDIUM-HIGH

Hashimoto's Thyroiditis is an autoimmune disease in which the thyroid gland is gradually affected. A genetic predisposition to this condition can lead to thyroid dysfunction, which, in turn, slows down follicular renewal, resulting in diffuse thinning and brittle hair strands. An orange or red indication in this report suggests a greater predisposition to this condition, highlighting the importance of regularly monitoring thyroid function and seeking medical guidance for management, aiming for hair and overall health.

Genes

CTLA4, FOXE1, IL-1B, MTNR1A, MTNR1B, PARP1, PTPN22

Free T3

 NORMAL

Free T3 is the active form of thyroid hormone, essential for the energy metabolism of cells, including the keratinocytes that form hair. Low levels of Free T3 can impair follicular energy metabolism, resulting in dull, weakened, and slow-growing hair. Genetic variations can influence the conversion and availability of T3. A blue marker in this report suggests a predisposition to lower Free T3 levels, which may impact hair vitality and indicate the need for thyroid function assessment and strategies to optimize metabolism.

Genes

DIO1, DIO2, SLC16A2

Free T4

 LOW

Free T4 is a thyroid hormone that, along with T3, regulates the body's metabolism. Balanced T4 levels are essential for overall health and, consequently, for hair vitality. Significant thyroid dysfunction (hypo- or hyperthyroidism) can negatively impact the hair cycle, leading to problems such as hair loss or thinning. An orange or red indication in this report suggests a predisposition to levels that require clinical evaluation of thyroid function to maintain hair health.

Genes

DIO1

7. Endocrine - Thyroid Axis

TSH



NORMAL

TSH (Thyroid-Stimulating Hormone) is produced by the pituitary gland and indicates the functioning of your thyroid. Elevated TSH levels, especially in cases of predisposition to conditions like Hashimoto's thyroiditis, can worsen hair loss in the telogen phase. An orange or red indication in this report suggests a predisposition to elevated TSH levels, which can impact hair health and requires regular monitoring of thyroid function with a healthcare professional.

Genes

ATP8B3, CELF2, CREB5, HEMGN, INTERGENIC, LINC01705, PTSC2, RPS3AP5, SDK1, TSHR

Reverse T3



LOW

Reverse T3 (rT3) is an inactive form of the thyroid hormone T3. Balanced rT3 levels are important to avoid a 'metabolic brake' that could reduce the energy (ATP) available to hair follicles, impairing their growth and vitality. Genetic variations can influence rT3 metabolism. An orange or red indication in this report suggests a predisposition to elevated rT3 levels, which may impact hair vitality and indicate the need for evaluation of thyroid function and factors that influence hormone metabolism.

Genes

DIO1, SLCO1C1

Hyperthyroidism



LOW

Hyperthyroidism is a dysfunction of the thyroid gland characterized by excessive production of thyroid hormones. Elevated thyroid hormone levels accelerate metabolism, disrupting the hair cycle, leading to brittle texture, thinning, and diffuse hair loss. An orange or red indication in the report suggests a strong genetic tendency to this condition, making clinical evaluation and regular thyroid hormone monitoring highly advisable to prevent or manage thyroid-related alopecia.

Genes

MICOS10, PDE8B, TNF, TSHR

8. Hair Follicle Local – Angiogenic factors

VEGF



Vascular Endothelial Growth Factor (VEGF) is a protein essential for the formation of new blood vessels, a vital process known as angiogenesis. In your scalp, VEGF is crucial for maintaining and expanding the rich network of microvessels that surround the dermal papilla—the nourishing center of each hair follicle. It is through this dense vascular network that oxygen, vitamins, and all essential nutrients reach the follicles, fueling the growth and vitality of your hair. A genetic predisposition to lower VEGF signaling or activity may mean your body has a reduced ability to form or maintain this vital network of blood vessels in the scalp. This can lead to less robust vascularization, directly impacting the growth rate and density of your hair. A blue indication in this report suggests that you have this predisposition to lower VEGF activity. If this is the case for you, it is important to consider strategies to optimize circulation and nutritional support for your follicles. This may include using topical products that stimulate microcirculation, regular scalp massages, and a diet rich in antioxidants and nutrients that support vascular health. Discussing interventions with a healthcare professional that can improve scalp vascularization can be very beneficial for hair growth and density.

Genes

VEGFR2

9. Immune & Inflammatory – Acute phase

IL-6

 MEDIUM-HIGH

Interleukin-6 (IL-6) is a pro-inflammatory cytokine. Elevated IL-6 levels can promote inflammation around hair follicles and induce premature entry into the catagen phase (transition phase to shedding), impacting the hair growth cycle. An orange or red indication in this report suggests a genetic predisposition to a greater IL-6-mediated inflammatory response, highlighting the importance of managing systemic and local (scalp) inflammation for hair health, through anti-inflammatory diet and specific care.

Genes

ADIPOQ, IL-6

TNF- α

 NORMAL

Tumor Necrosis Factor Alpha (TNF- α) is an inflammatory cytokine that, at elevated levels or during activation peaks, can trigger apoptosis (programmed cell death) of hair follicles, which can lead to hair loss. An orange or red indication in this report suggests a predisposition to greater TNF- α activity, highlighting the importance of managing inflammation and oxidative stress to protect the vitality of hair follicles.

Genes

TNF

C-reactive protein

 MEDIUM

C-reactive protein (CRP) is a marker of systemic inflammation. Elevated CRP levels reflect an inflammatory state that correlates with an increased risk of telogen effluvium (stress-related hair loss). A genetic predisposition to elevated CRP levels indicates greater sensitivity to inflammation, which can impact hair health. An orange or red indication in this report suggests a greater need for attention to inflammation management through diet, lifestyle, and, if necessary, medical follow-up.

Genes

CRP, FTO, IDO1, IL-6R

9. Immune & Inflammatory – Acute phase

AANAT



The AANAT gene encodes arylalkylamine N-acetyltransferase, a key enzyme in melatonin synthesis, including locally in hair follicles. Melatonin acts as an antioxidant, protecting against oxidative stress that can contribute to premature hair graying. A genetic predisposition to optimized AANAT function supports local antioxidant defense. A blue (low) indication in this report suggests a predisposition to lower melatonin production, which may indicate the need to optimize sleep and consider melatonin supplementation under professional guidance.

Genes

AANAT

10. Metabolic – Glucose/Insulin – Glycemic control

Fasting Insulin



NORMAL

Elevated fasting insulin levels can indicate metabolic dysregulation. Hyperinsulinemia can suppress growth signals in the hair's anagen phase, impacting hair vitality and cycle. An orange or red indication in this report suggests a predisposition to elevated fasting insulin levels, highlighting the importance of good glycemic control for hair health. Strategies such as a balanced diet and regular physical exercise are fundamental to optimizing insulin sensitivity.

Genes

ARL15, PCSK1, PCSK9

Insulin Resistance



MEDIUM-HIGH

Insulin Resistance (IR) occurs when cells do not respond adequately to insulin, resulting in elevated blood sugar levels. Genetically, a predisposition to IR can elevate IGF-1 and androgen levels, which can worsen Androgenetic Alopecia (AGA) and hinder the supply of essential nutrients to hair follicles. An orange or red indication in this report suggests a greater predisposition to Insulin Resistance, highlighting the importance of strategies to optimize insulin sensitivity through diet, exercise, and, if necessary, medical follow-up for hair health.

Genes

ADIPOQ, ADRB2, APOA1, APOC3, C5ORF67, ENPP1, GRB14, IL-6, IRS1, PLIN1

Circulating Glycated Hemoglobin (HbA1c)



HIGH

Glycated Hemoglobin (HbA1c) is an indicator of long-term blood sugar control. Elevated HbA1c levels can lead to the formation of Advanced Glycation End-products (AGEs), which can stiffen the collagen of hair follicles and hinder hair growth. A genetic predisposition to elevated HbA1c levels suggests the importance of maintaining good glycemic control for hair health and elasticity. An orange or red indication in this report suggests a greater need for attention to glycemic control, which can be achieved with a balanced diet, exercise, and professional guidance.

Genes

FN3KRP, FNDC5, GCK, HK1, INTERGENIC, MYO9B, SLC30A8

11. Microbiome

Firmicutes



MEDIUM

Firmicutes is a phylum of bacteria that make up the intestinal microbiota. An imbalance in the Firmicutes ratio (intestinal dysbiosis) can impair the absorption of essential nutrients, such as biotin and iron, which are crucial for keratin synthesis and, consequently, for hair health and strength. An orange or red indication in this report suggests a predisposition to a microbiota imbalance that can impact the absorption of nutrients important for hair, indicating the need to optimize intestinal health through diet and probiotics.

Genes

ABCA13, ADGRV1, ARL1, ATXN1, BRINP1, C12orf49, C9ORF43, CCDC124, CCSER1, CD36, CHL1, CNTN6, CNTNAP2, CPSF2, D21S2088E, DAB1, DCDC1, DPP10, EPDR1, ESRRG, FBN2, FBXL17, FUNDC2P2, GNA12, GRIP1, H2AFY2, HECW2, HNF4A, INTERGENIC, ITGBL1, ITS1N1, KC6, KCND3, KSR2, LINC00992, LINC02757, LOC101928721, LOC105369896, LOC112267857, LZTR1, MAPK4, MIR100HG, MMRN1, MTUS1, MYO15A, NEDD4, NEK7, NELL2, NMNAT3, NRDE2, PARD3B, PCSK2, PDGFRL, PLEKHA5, PPP1R18, PRKCE, PROM2, REC114, SALL2, SCCPDH, SIPA1L3, SLC9A9, SLC9C1, SLIT3, SORBS1, SPECC1L, SPEN, TEKT5, TLR4, TMEM163, TNS3, TRMT10A, TSPAN9, TWSG1, VEGFC, YTHDC2, ZDHHC13, ZNRF1, ZNRF3

Bacteroidetes



HIGH

Bacteroidetes is another important phylum of bacteria in the intestinal microbiota. A balanced population of Bacteroidetes contributes to the production of short-chain fatty acids (SCFAs), which are beneficial for general and hair health, including through immune modulation. A blue indication in this report suggests a predisposition to a lower proportion of Bacteroidetes, which can impact the production of these beneficial compounds and indicate the need to optimize the intestinal microbiota for hair health.

Genes

CTNND2, INTERGENIC, KIAA1217, LOC107983974, NFIB, OR1S1, PCED1A, PCLO, PLXND1, RAB38, SHROOM3, SLA2, SLC2A9, SSB, TBPL2, ZNF202

11. Microbiome

Corynebacterium



Corynebacterium species are bacteria that are part of the normal flora of your skin and other mucous membranes. While generally harmless, their presence, under certain conditions, can affect the delicate balance of the skin's microbiome. In the context of hair health, a balanced scalp microbiome is essential for maintaining a healthy environment conducive to follicle growth. An imbalance in the quantity or activity of Corynebacterium on the scalp can lead to various conditions, such as irritation, flaking, or even affect the health of hair follicles, affecting the quality and vitality of your hair. An orange or red indication in this report suggests a genetic predisposition to an imbalance in the presence of Corynebacterium. If this is your case, it's important to pay attention to the health and balance of your hair microbiome. This may include adopting a hair care routine that uses scalp-specific products (such as shampoos and conditioners with ingredients that help regulate the microbiome), avoiding over- or under-washing, and maintaining good overall hygiene. Consulting a dermatologist can be helpful in identifying the best strategies and products to keep your scalp healthy and, consequently, promote hair vitality.

Genes

INTERGENIC

12. Mitochondrial Function

Coenzyme Q10



Coenzyme Q10 (CoQ10) is a powerful natural antioxidant, essential for energy production within your cells, including those in your hair follicles. Think of it as the "spark" that ignites your cells' engine: without sufficient CoQ10, the generation of ATP (adenosine triphosphate), the body's primary "energy currency," can be compromised. For hair follicles, which are cells with high energy demands due to their rapid growth, reduced CoQ10 levels can mean less energy is available for healthy growth and maintaining hair vitality. Furthermore, CoQ10 acts as an important antioxidant defense, protecting cells from oxidative stress that can damage follicles and accelerate hair aging. A blue marker in this report suggests a genetic predisposition to naturally lower CoQ10 levels. If this is the case for you, it's important to consider strategies to optimize your levels. This may include consuming foods rich in CoQ10, such as meats (especially organ meats like liver and heart), fatty fish (salmon, tuna), and nuts, or considering supplementation, especially as we age and our natural CoQ10 production tends to decline. Increasing CoQ10 availability can provide your follicles with the energy and protection they need for stronger, healthier hair.

Genes

ABCB1, ACE, ADD1, ADRB2, AOC1, APOE, APOE4, ARHGAP30, ASIC2, ATP2B1, BAG3, BRAP, BTB, CACNB2, CAT, CAV3, CCL2, CDH13, CDKN2B-AS1, CELSR2, CETP, CHRDL1, COLEC12, COQ2, COQ4, COQ6, COQ7, COQ8A, COQ9, CRP, CYP2R1, DHFR, DMD, DNAJC5B, DPYD, DSG2, F12, F7, FGF20, FLJ25967, FMN2, FOXE1, GAD1, GATA2, GATA4, HLA-DRA, HLA-DRB1, HSPD1, HSPE1, IL-4, IL4R, INTERGENIC, ITGB3, JAG1, KCNE1, KCNE2, KCNE3, KCNQ1, KL, LIPA, LIPC, LPL, LRP8, MAOA, MAT1A, MC1R, MC4R, MCT1, MMP3, MMP9, MRAS, MTHFD1, MTHFD1L, MYBPC3, NAF1, NOS3, NPPA, NQO1, NQO2, OLR1, PACERR, PDSS1, PDSS2, PECAM1, PHACTR1, PLCL2, PLPP3, PLTP, PSMA6, PSRC1, RYR2, SCN5A, SEZ6L, SH2B3, SIRT1, SMAD3, STAT4, THBS2, TLR4, TMPO, TNF, TNFSF4, TTN, TTR, TXNRD2, TYR

13. Nutrient – Macronutrients

Omega 3 / Omega 6 Fats



NORMAL

The balance between Omega-3 and Omega-6 fats is fundamental for the health of cell membranes, including those of hair follicles. An adequate balance of polyunsaturated fatty acids (PUFAs) contributes to the fluidity of follicular membranes and to the production of anti-inflammatory compounds, essential for a healthy scalp environment. An orange or red indication in this report suggests a predisposition to an imbalance, highlighting the importance of a diet rich in balanced sources of Omega-3 and Omega-6 to optimize hair health and reduce inflammation.

Genes

FADS1

Omega 3



HIGH

Omega-3 fatty acids are essential nutrients for the structure of cell membranes and for general health. An Omega-3 deficiency can manifest as dry skin, brittle and dull hair, and also impact scalp health. Adequate supplementation can promote hair shine and thickness. An orange or red indication in this report suggests a predisposition to a greater need for Omega-3, emphasizing the importance of maintaining a balanced diet or supplementation, with sources known for their high content of this nutrient, which can contribute to hair health.

Genes

ABCA1, ADRB2, AGT, ALOX12, ALOX15, ALOX5, APOA1, APOA4, APOA5, APOC3, APOE, APOE4, ARMS2, BRAP, C2, C3, CDKN2B-AS1, CETP, CFB, CFH, COL8A1, CRYBB2, CRYBB3, CRYGD, CX3CR1, DOCK7, EPHA2, F12, F7, FADS1, FADS2, FGD6, FGF20, FLJ25967, GCKR, GJA8, GSR, HTRA1, IL-4, IL-6, INTERGENIC, ITGB3, JMJD1C, LEPR, LPL, LRP8, MAF, MLXIPL, MMP3, MMP9, MTHFR, MYRF, NOS3, NOTCH4, OLR1, OR4A46P, OXTR, PCIF1, PCSK1, PCSK9, PHYHIP, PITX2, PPARA, PSMA6, PSRC1, PTGS2, RAB11B, REST, SERPINF1, SH2B3, SKIV2L, TLR3, TLR4, TMEM241, TNF, TNFSF4, VEGFA, ZPR1

13. Nutrient – Macronutrients

Vitamin B12



MEDIUM

Vitamin B12 is essential for red blood cell formation, nervous system function, and cell division, processes crucial for hair growth. Its deficiency can lead to anemia and impact hair health, resulting in weak hair and hair loss. An orange or red indication in this report suggests a predisposition to a greater need for Vitamin B12, which may indicate the importance of its supplementation (especially for vegetarians/vegans) or dietary adjustment to optimize hair health.

Genes

FUT2

Folate



NORMAL

Folate (Vitamin B9) is crucial for cellular processes, including methylation and keratinocyte proliferation, fundamental cells for hair growth and renewal. Low folate levels can impair these processes, impacting hair health. An orange or red indication in this report suggests a predisposition to a greater need for Folate, which may indicate the importance of its supplementation or dietary adjustment with folate-rich foods (green leafy vegetables, legumes) for hair vitality.

Genes

MTHFR

Vitamin B7 (Biotin)



MEDIUM-HIGH

Vitamin B7, also known as Biotin, is a B-complex vitamin essential for fat and carbohydrate metabolism, as well as being a crucial cofactor for the production of keratin, the protein that makes up hair and nails. Biotin deficiency can lead to brittle hair and hair loss. An orange or red indication in this report suggests a predisposition to a greater need for Biotin, which may indicate the importance of its supplementation or dietary adjustment for stronger and healthier hair, under professional guidance.

Genes

ABCA1, ACHE, ACP7, ADRA2A, AR, ARL15, ARMS2, C2, C3, CAPN10, CDKAL1, CDKN2A, CDKN2A/B, CDKN2B-AS1, CETP, CFH, COL8A1, CRYBB2, CRYGD, CX3CR1, DNER, EPHA2, FGD6, FGFR3, FTO, GAD1, GCKR, GJA8, GRK5, GSR, HHEX, HTRA1, IL-6, INTERGENIC, IRS1, JAZF1, KCNJ11, KCNQ1, MAF, MTPP, NOS3, NOTCH2, NOTCH4, PAX4, PITX2, PPARG, RBMS1, REST, RHOA, RPSAP52, SKIV2L, SLC2A14, SLC30A8, SOD2, TCF7L2, TGFB3, TLR3, TRIB3, TRPS1, VEGFA, VPS26A, VPS33B

13. Nutrient – Macronutrients

High Ferritin



Ferritin is a protein that stores iron in the body. Elevated ferritin levels can signal inflammation and an imbalance in iron storage, which can affect the growth cycle of hair follicles. An orange or red indication in this report suggests a predisposition to elevated ferritin levels, highlighting the importance of investigating the cause of inflammation (e.g., through blood tests and medical consultation) for hair and overall health.

Genes

BMP2, BTBD9, HFE, IL-6, INTERGENIC, SLC17A1, SLC40A1, TFR2, TMPRSS6, USF2

Transferrin



Transferrin is a protein that transports iron throughout the body, ensuring its delivery to tissues, including hair follicles. Low transferrin saturation can limit the supply of iron to follicles, impacting their growth and health. A blue indication in this report suggests a predisposition to lower iron transport capacity, highlighting the importance of optimizing iron levels for hair health, possibly through dietary adjustments or supplementation under professional guidance.

Genes

BMP2, HFE, TF

13. Nutrient – Macronutrients

Vitamin D



MEDIUM

Vitamin D, often called the 'sun hormone,' is crucial not only for bone and immune health but also plays a fundamental role in the growth and cellular differentiation cycle of hair follicles. The Vitamin D receptor (VDR) is present in follicles, and adequate Vitamin D signaling is essential to initiate and maintain the anagen phase (active growth) of hair. Vitamin D deficiency has been strongly associated with various forms of hair loss, including telogen effluvium (diffuse hair shedding) and alopecia areata (patchy hair loss). A genetic predisposition to a greater need for Vitamin D, or to its lower absorption/metabolism, suggests the importance of monitoring its blood levels and considering supplementation (with controlled and safe sun exposure, or supplements) or dietary adjustment (including foods rich in Vitamin D, such as fatty fish, eggs, and mushrooms) to optimize the hair cycle, promote healthy hair growth, and prevent excessive shedding. An orange or red indication in this report reinforces the need for special attention to its intake and levels for hair and overall health.

Genes

CYP2R1, GC

Protein



NORMAL

Proteins are essential building blocks for the body, providing the amino acids necessary for the formation of keratin, the main protein of hair. Deficiencies in protein intake or metabolism can result in weakened hair strands. The FTO gene, although best known for its role in metabolism and weight, can indirectly influence how the body processes nutrients. An orange or red indication in this report suggests a predisposition to a greater need for attention to protein intake for hair strength, through a diet rich in quality protein sources.

Genes

FTO

13. Nutrient – Macronutrients

Omega 6



HIGH

Omega-6 fatty acids are essential nutrients, important for various bodily functions and for the integrity of cell membranes. Although essential, the balance between Omega-6 and Omega-3 is crucial to maintain a healthy inflammatory state in the body and scalp, which directly impacts hair health. An orange or red indication in this report suggests a predisposition to an imbalance, highlighting the importance of a diet with balanced sources of Omega-6 and Omega-3 for hair health and inflammation control.

Genes

ABCA1, ABCB1, ABCG2, ABCG8, ACE, ACHE, ACP7, ADA, ADAMTS12, ADCY5, ADD1, ADD2, ADIPOQ, ADORA2A, ADRA2A, ADRB2, AGT, AGTR1, AHCY, AOC1, APOC1, APOE, APOE4, AR, ARL15, ASIC2, ATP2B1, ATP6V1B1, BAG3, BAG6, BCAT1, BCR, BDNF, BMPR1B, BMPR2, BRAP, BRCA2, BTDR, CACNB2, CALCA, CAPN10, CASZ1, CAV3, CBS, CCL2, CDH13, CDKAL1, CDKN2A, CDKN2A/B, CDKN2B-AS1, CETP, CHRDL1, CHRM2, CLCN6, CLOCK, CPS1, CR1L, CRP, CYP2R1, CYP4A11, CYP51A1, DAPK1, DAT, DMD, DNAH11, DNAJC5B, DNER, DSG2, ENPP1, ERFF1, ESR1, F12, F13A1, F13B, F2, F5, F7, F9, FABP2, FADS1, FADS2, FAM58A, FGF20, FKBP5, FLJ25967, FMN2, FTO, FUT8, GAD1, GATA2, GATA4, GCK, GCKR, GPHN, GPX1, GPX4, GRK5, GUCY1A3, HABP2, HDAC9, HHEX, HIVEP2, HSPD1, HSPE1, HTR2A, HTR2C, ICAM1, IGF2BP2, IL-1B, IL-4, INSIG2, INTERGENIC, IRS1, ITGA11, ITGB3, JAG1, JAZF1, KCNE1, KCNE2, KCNE3, KCNJ11, KCNQ1, KL, LDLR, LEPR, LIPA, LPL, LRP8, M6PR, MACROD2, MAOA, MMP3, MMP9, MOV10, MRAS, MTHFD1, MTHFD1L, MTHFR, MTNR1B, MTRR, MTPP, MYBPC1, MYBPC3, MYO16, NAA25, NAF1, NEDD4L, NFE2L2, NGF, NINJ2, NOS3, NOTCH2, NOV, NPAS2, NPPA, NR2F2-AS1, NR3C1, OLR1, OPRM1, OXTR, PARK7, PAX4, PDE11A, PDE4D, PDE9A, PECAM1, PEX5L, PHACTR1, PITX2, PLCL2, PLPP3, PPARG, PPARGC1A, PRKCH, PROC, PSMA6, PSRC1, PTPRD, PTPRS, RASGRP1, RBMS1, RHOA, RPSAP52, RYR2, SCN5A, SDHAF4, SELE, SERPINI1, SEZ6L, SH2B3, SHISA6, SHMT1, SLC2A14, SLC30A8, SLC64A, SMAD3, SOD2, SPSB4, STK39, SUPT3H, TAP2, TCF7L2, TGFBR3, THADA, THBD, THBS2, TLR4, TMPO, TNF, TNFSF4, TPH1, TRIB3, TRIM29, TRPM6, TTN, TTR, TWIST1, TXNRD2, UBE2E2, VCAN, VPS26A, VPS33B, WDR12, WFS1, WSCD2, ZFH3

Vitamin E



NORMAL

Vitamin E is a powerful antioxidant that protects body cells, including those of the scalp and hair follicles, against free radical damage. It contributes to skin health and can help maintain hair integrity and shine. An orange or red indication in this report suggests a predisposition to a greater need for Vitamin E, which may indicate the importance of its supplementation or increased intake of Vitamin E-rich foods (seeds, vegetable oils, leafy greens) for hair antioxidant protection.

Genes

COMT

13. Nutrient – Macronutrients

Vitamin C



Vitamin C is an essential and vital antioxidant for collagen synthesis, a structural protein important for skin and hair strength. It also aids in iron absorption, another crucial mineral for hair health. An orange or red indication in this report suggests a predisposition to a greater need for Vitamin C, which may indicate the importance of its supplementation or increased intake of Vitamin C-rich foods (citrus fruits, vegetables) for hair health and strength. Vitamin C is an essential and vital antioxidant for collagen synthesis, a structural protein important for skin and hair strength. It also aids in iron absorption, another crucial mineral for hair health. An orange or red indication in this report suggests a predisposition to a greater need for Vitamin C, which may indicate the importance of its supplementation or increased intake of Vitamin C-rich foods (citrus fruits, vegetables) for hair health and strength.

Genes

Vitamin B6



Vitamin B6 (Pyridoxine) is essential for protein metabolism, which are the building blocks of hair, and for cellular respiration. It plays an important role in hair follicle health. An orange or red indication in this report suggests a predisposition to a greater need for Vitamin B6, which may indicate the importance of its supplementation or increased intake of Vitamin B6-rich foods (poultry, fish, potatoes) for hair vitality and strength.

Genes

ABCA1, ABCB1, ADA, ADORA2A, AHCY, ALPL, ARMS2, BCR, BDNF, C2, C3, CBS, CETP, CFB, CFH, CHRM2, CLOCK, COL8A1, COMT, CRYBB2, CRYBB3, CRYGD, CX3CR1, DAT, DCDC2, DTNBP1, EPHA2, FGD6, FGF20, FKBP5, GAD1, GJA8, GPHN, GPX4, GRIA3, GSR, HTR2A, HTR2C, HTRA1, IL-1B, INTERGENIC, KIAA0319, MAF, MAOA, MTHFR, MTRR, NBP3, NOTCH4, NPAS2, NR3C1, OXTR, PDE11A, PDE9A, PITX2, REST, SERPINF1, SKIV2L, SLC64A, SOD2, TDP2, TLR3, TPH1, TTRAP, VEGFA

14. Oxidative Stress

Oxidized LDL



MEDIUM

Oxidized LDL is a form of cholesterol that, when damaged by free radicals, indicates a state of systemic oxidative stress. This stress can damage the DNA of hair follicles and melanocytes (pigment-producing cells), impacting hair health and color. An orange or red indication in this report suggests a predisposition to greater oxidative stress, highlighting the importance of antioxidant strategies for hair protection, such as a diet rich in antioxidants and the reduction of pro-oxidative factors.

Genes
APOB

Antioxidant Capacity



MEDIUM

Your body's antioxidant capacity refers to its ability to neutralize free radicals, which are unstable molecules that can damage cells and accelerate aging, including hair. Balanced antioxidant defenses are essential to combat free radicals that can age hair strands. An orange or red indication in this report suggests a predisposition to greater antioxidant capacity, highlighting the importance of strategies to strengthen your defenses, such as a diet rich in colorful fruits and vegetables and, if necessary, antioxidant supplementation.

Genes
CAT, CYP1B1, EPHX1, G6PD, GCLC, GCLM, GPX1, GSTP1, MTHFR, NAF1, NFE2L2, NQO1, SHBG, SOD2, SOD3

Melatonin



LOW

Melatonin is a crucial hormone for regulating the circadian rhythm (sleep-wake cycle) and acts as a potent antioxidant. Adequate melatonin levels provide important antioxidant protection and can help regulate the hair growth cycle, protecting against premature graying. A blue indication in this report suggests a predisposition to low melatonin production, which can impact antioxidant defense and hair cycle regulation. Strategies to optimize sleep, such as sleep hygiene and, if necessary, melatonin supplementation under professional guidance, can be beneficial.

Genes
ASMT, MTNR1A, MTNR1B, TPH2

14. Oxidative Stress

Increased Cortisol (in women)



UNDEFINED

Cortisol is an essential hormone for the stress response. Chronically elevated cortisol levels, influenced by genetic factors and stress, can impact the hair cycle, pushing follicles into the telogen phase (shedding phase), which can result in hair loss. Although the impact of cortisol is universal, in women, hormonal imbalances can have specific hair manifestations. An orange or red indication in this report suggests a predisposition to elevated cortisol levels, highlighting the importance of stress management strategies and hormonal evaluation for hair health.

Genes

POMC

Oxidative Stress



HIGH

Oxidative stress occurs when there is an imbalance between the production of free radicals and the body's ability to neutralize them. This imbalance can damage cells and impact the health of hair follicles, contributing to the aging and fragility of hair strands. An orange or red indication in this report suggests a predisposition to a less efficient functioning of the redox system, indicating a higher risk of oxidative stress and the need for antioxidant strategies, such as a diet rich in antioxidants and the reduction of pro-oxidative factors.

Genes

ADA, ALDH2, AOC1, ATF1, CAT, CBS, EPHX1, G6PD, GCLC, GPX1, GPX3, GPX4, GSR, GSTM1, GSTP1, HFE, IL-6, LCT, LTA, NFE2L2, NQO1, SELENOF, SIRT6, SLC2A14, SOD1, SOD2, SOD3, TLR4, TNF, ZNF648

14. Oxidative Stress

Skin Antioxidant Capacity



The skin's antioxidant capacity is fundamental to protecting cells against free radical damage, which can lead to premature aging and impact the quality and shine of the skin and scalp. A predisposition to lower skin antioxidant capacity means that its natural defenses may be less efficient. An orange or red indication in this report suggests lower skin antioxidant capacity, recommending the use of antioxidants as allies in the prevention and maintenance of skin and scalp health, through cosmetics and diet.

Genes

CAT, EPHX1, GPX1, NFE2L2, NQO1, SOD2

15. Minerals

Copper



HIGH

Copper is an essential mineral that acts as a cofactor for various important enzymes in the body, including those involved in hair pigment formation and hair structure. Genetic variations in some genes can affect how the body absorbs, transports, or utilizes copper, influencing its availability for biological functions, and it is common for some people to have a genetic tendency to need more copper. An orange or red indication in this report suggests a greater need for Copper, which may indicate the importance of its supplementation or dietary adjustment (foods such as seafood, nuts, legumes) for hair health and pigmentation.

Genes

ABCB1, ACE, ADD1, ADRB2, AOC1, APOE, APOE4, ASIC2, ATP2B1, ATP7B, BAG3, BRAP, BTD, CACNB2, CAV3, CCL2, CDH13, CDKN2B-AS1, CETP, CFH, CHRDL1, CRP, CYP2R1, DHFR, DMD, DNAJC5B, DPYD, DSG2, F12, F7, FGF20, FLJ25967, FMN2, FOXE1, GATA2, GATA4, HLA-DRA, HLA-DRB1, HSPD1, HSPE1, HTRA1, IL-4, IL4R, INTERGENIC, ITGB3, JAG1, KCNE1, KCNE2, KCNE3, KCNQ1, KL, LIPA, LRP8, MAOA, MMP3, MMP9, MRAS, MTHFD1, MTHFD1L, MYBPC3, NAF1, NOS3, NPPA, OLR1, PECAM1, PHACTR1, PLCL2, PLPP3, PSMA6, PSRC1, RYR2, SCN5A, SELENBP1, SEZ6L, SH2B3, SMAD3, SMIM1, SOD3, STAT4, THBS2, TLR4, TMPO, TNF, TNFSF4, TTN, TTR, TXNRD2, TYR

Zinc



HIGH

Zinc is a vital mineral that participates in numerous biochemical functions, including protein synthesis and cell division, processes crucial for hair growth and repair. Zinc deficiency has been associated with hair loss and weakened hair strands. An orange or red indication in this report suggests a predisposition to a greater need for Zinc, which may indicate the importance of its supplementation or dietary adjustment with zinc-rich foods (meats, seeds, legumes) for hair health.

Genes

ABCA1, ABCB1, ACHE, ACP7, ADA, ADCY5, ADIPOQ, ADORA2A, ADRA2A, AHCY, ALDH2, ARL15, ATM, AURKA, BCO1, BCR, BDNF, CA1, CAPN10, CCHCR1, CDKAL1, CDKN1A, CDKN2A, CDKN2A/B, CDKN2B-AS1, CFH, CHRM2, CLOCK, CLPTM1L, CTLA4, CYP1A1, CYP1B1, CYP2E1, CYP3A4, CYP3A5, DAT, DHFR, DIRC3, DNER, DPYD, E2F3, ENPP1, EPHX1, ESR1, FAM58A, FASLG, FGF20, FKBP5, FOXE1, FTO, G6PD, GAD1, GCK, GCKR, GPHN, GPX1, GPX4, GRK5, GSTP1, HHEX, HLA-DRA, HLA-DRB1, HNF1A, HTR2A, HTR2C, HTRA1, IGF2BP2, IL-1B, IL4R, INSIG2, INTERGENIC, IRS1, JAZF1, KCNJ11, KCNQ1, LEPR, MAOA, MDM2, MT1A, MTHFR, MTNR1B, MTRR, MTPP, NAF1, NBDY, NOS3, NOTCH2, NPAS2, NR3C1, OXTR, PAX4, PDE11A, PDE9A, PEX5L, PIK3CA, PPARG, PPCDC, PTEN, PTPRD, PTPRS, RASGRP1, RBMS1, RHOU, RNASEL, RPSAP52, SDHAF4, SLC2A14, SLC30A3, SLC30A8, SLC39A6, SLC64A, SOD2, SOD3, STAT4, TCF7L2, TERT, TG, TGFBR3, THADA, TPH1, TRIB3, TYR, UBE2E2, VPS26A, VPS33B, WFS1, XPC, XRCC1

15. Minerals

Chromium Picolinate



MEDIUM-
HIGH

Chromium is a mineral that plays a role in the regulation of carbohydrate and lipid metabolism, and in insulin action. Although its direct relationship with hair health is not the main focus, a balanced metabolism is fundamental for general well-being and, consequently, for hair vitality. An orange or red indication in this report suggests a predisposition to a greater need for Chromium, which may indicate the importance of its supplementation or dietary adjustment, always with the guidance of a healthcare professional.

Genes

ABCA1, ABCG8, APOA5, APOC1, APOE, AR, BRCA2, CPS1, CR1L, DNAH11, DOCK7, FABP2, FADS1, FADS2, GCKR, GPX1, JMJD1C, LDLR, LPL, MLXIPL, MTHFR, NAF1, OR4A46P, PHYHIP, RAB11B, TMEM241

Iron



HIGH

Iron is an absolutely vital mineral, acting as a pillar for your health, and especially for your hair. It's crucial for the production of hemoglobin, the protein responsible for transporting oxygen to all cells in your body, including hair follicles. When follicles receive sufficient oxygen and nutrients, they can grow strong and healthy. Iron deficiency is recognized as one of the main causes of telogen effluvium, which is diffuse hair loss. Your genes can influence how your body absorbs, stores, or utilizes iron, indicating a predisposition to a greater need for this mineral. An orange or red indication in this report suggests you may have this predisposition, signaling the importance of paying close attention to your iron intake. To prevent hair loss and maintain hair vitality, consider optimizing your diet with iron-rich foods such as lean red meats, legumes, dark leafy vegetables, and seeds. In addition to dietary adjustments, supplementation may be necessary, but it is crucial that any iron supplementation is done under professional guidance, as excess can also be harmful to health.

Genes

HFE, NOS3, TF, TFR2, TMPRSS6

15. Minerals

Selenium



HIGH

Selenium is a vital antioxidant mineral that plays a critical role in metabolism and thyroid function, as well as protecting cells from oxidative stress. Selenium supports enzymes that protect hair strands from oxidative damage. An orange or red indication in this report suggests a predisposition to a higher selenium requirement, which may indicate the importance of supplementation or dietary adjustments with selenium-rich foods (Brazil nuts, fish) for hair and antioxidant health.

Genes

A2M, ABCA1, ABCA2, ABCA7, ABCB1, ACE, ADD1, ADH1C, ADRB2, AGAP2, AHI1, ALDH2, ALK, ANKRD1, AOC1, APH1B, APOC1, APOE, APOE4, APP, ARHGAP20, ASIC2, ATM, ATP2B1, ATP8B4, AURKA, BACE1, BAG3, BATF, BCKDK, BCO1, BDNF, BIN1, BRAP, BRCA2, BTB, C10RF106, CACNB2, CALHM1, CAPZB, CAV3, CBLB, CCDC62, CCHCR1, CCL2, CD2AP, CD58, CD86, CDH13, CDKN1A, CDKN2B-AS1, CETP, CHAT, CHRDL1, CHST12, CLEC16A, CLPTM1L, CLSTN2, CLU, CNKSR3, CNTNAP2, CPS1, CR1, CRP, CTC1, CTLA4, CTNNA3, CYP1A1, CYP1B1, CYP24A1, CYP2E1, CYP2R1, CYP3A4, CYP3A5, DAPK1, DBC1, DHFR, DIO1, DIRC3, DKK1, DKKL1, DLEU1, DLG2, DMD, DMGDH, DNAJC5B, DPYD, DSG2, E2F3, EIF2AK2, ENTPD7, EPHX1, ERG, EVI5, F12, F7, FAM171A2, FAM47E, FAM69A, FASLG, FGF20, FGF7, FLJ25967, FMN2, FOXE1, FRMD4A, G6PD, GAB2, GALNT3, GATA2, GATA4, GBF1, GCKR, GLUD2, GNAI3, GOLM1, GPX1, GPX4, GSTP1, HLA, HLA-DRA, HLA-DRB1, HNF1A, HSPD1, HSPE1, IDE, IL-2RA, IL-4, IL-6, IL-7R, IL4R, INTERGENIC, IRF5, ITGB3, IYD, JAG1, KCNE1, KCNE2, KCNE3, KCNQ1, KL, KLC1, KLRB1, LAG3, LDLR, LIPA, LRP6, LRP8, LRRK2, LTA, MALT1, MAOA, MAOB, MAPT, MC1R, MCCC1, MDM2, MERTK, MME, MMP3, MMP9, MPO, MPV17L2, MRAS, MS4A6A, MTF1, MTHFD1, MTHFD1L, MTHFR, MTRR, MYBPC3, NAF1, NCKAP5, NFE2L2, NLRP1, NOS3, NPPA, OLR1, PCDH11X, PCK1, PDE4B, PDE8B, PECAM1, PEX6, PHACTR1, PHTF1, PICALM, PIK3CA, PLAU, PLCL2, PLD3, PLPP3, POLN, PPP1R3B, PRDM2, PRRC2C, PSEN1, PSEN2, PSMA6, PSRC1, PTCSC2, PTEN, RAB25, RNASEL, RPL5, RPS6KB1, RYR2, SAMD12, SCN5A, SELENOF, SELENOP, SEMA5A, SEZ6L, SH2B3, SH3GL2, SLC30A7, SLC39A11, SLC39A6, SMAD3, SNCA, SOD2, SORL1, STAT4, SYK, TAP2, TERT, TET1, TG, THBS2, TLR4, TM2D3, TMPO, TNF, TNFSF14, TNFSF4, TPO, TREM2, TSHR, TTN, TTR, TXNRD2, TYR, USP24, USP40, VAV3, XPC, XRCC1, ZNF767P

Magnesium



HIGH

Magnesium is an essential mineral involved in hundreds of biochemical reactions in the body. It is crucial for stabilizing ATP (cellular energy) and supporting protein synthesis in hair follicle cells, which are essential for hair growth and strength. An orange or red indicator in this report suggests a predisposition to a greater magnesium need, which may indicate the importance of supplementation or dietary adjustments (foods such as seeds, nuts, and green vegetables) for hair health.

Genes

ABCB1, ACE, ACHE, ACP7, ADCY5, ADD1, ADD2, ADIPOQ, ADRA2A, ADRB2, AGT, AGTR1, AOC1, APOE, APOE4, ARHGAP30, ARHGEF3, ARL15, AS3MT, ASIC2, ATP2B1, ATP6V1B1, AVPR1A, BAG3, BAG6, BCAT1, BCR, BDNF, BMP2, BMPR1B, BMPR2, BRAP, BTB, CACNB2, CALCA, CAPN10, CASR, CASZ1, CAV3, CBLB, CCL2, CDH13, CDKAL1, CDKN2A, CDKN2A/B, CDKN2B-AS1, CELSR2, CETP, CHRDL1, CHRM2, CLCN6, CLEC16A, CLOCK, CNNM1, COMT, CRP, CTLA4, CYP19A1, CYP2R1, CYP4A11, DAPK1, DAT, DCDC5, DMD, DNAJC5B, DNER, DSG2, ENPP1, ERBB3, ESR1, F12, F7, FAM58A, FDPS, FGF20, FKBP5, FLJ25967, FMN2, FTCDNL1, FTO, GAD1, GATA2, GATA4, GCK, GCKR, GPHN, GPX1, GPX4, GRIA3, GRK5, GUCY1A3, HCG17, HHEX, HIVEP2, HLA-DQA1, HLA-DQB1, HNF1A, HSPD1, HSPE1, HTR2A, HTR2C, IFIH1, IGF2, IGF2BP2, IL-1B, IL-2RA, IL-4, IL-6, IL-7R, INSIG2, INTERGENIC, IRS1, ITGA11, ITGB3, JAG1, JAZF1, KCNE1, KCNE2, KCNE3, KCNJ11, KCNQ1, KL, LEPR, LIPA, LIPC, LPL, LRP4, LRP5, LRP8, LUZP2, M6PR, MACROD2, MAGT1, MAOA, MC4R, MDS1, MMP3, MMP9, MOV10, MRAS, MTHFD1, MTHFD1L, MTHFR, MTNR1B, MTRR, MTPP, MUC1, MYBPC1, MYBPC3, MYO16, NAA25, NAF1, NEDD4L, NFE2L2, NGF, NOS3, NOTCH2, NOV, NPAS2, NPPA, NR2F2-AS1, NR3C1, OLR1, OPRM1, PAX4, PDE11A, PDE9A, PECAM1, PEX5L, PHACTR1, PHTF1, PLCL2, PLPP3, PLTP, PPARG, PPARGC1A, PRMT7, PSMA6, PSRC1, PTPN2, PTPN22, PTPRD, PTPRS, QPCT, RASGRP1, RBMS1, RHOU, RPSAP52, RYR2, SCN5A, SDHAF4, SEZ6L, SH2B3, SHROOM3, SLC2A14, SLC30A8, SLC64A, SMAD3, SOD2, STK39, TAP2, TAS2R16, TCF7L2, TGFB3, THADA, THBS2, TLR2, TLR4, TMPO, TNF, TNFSF4, TPH1, TPH2, TRIB3, TRPM6, TRPM7, TTN, TTR, TXNRD2, UBE2E2, UBQLN1P, VDR, VPS26A, VPS33B, WFS1, WNT16, WSCD2

16. Factors of Influence

Stress



Stress is a natural body response to physical, mental, or emotional demands, but chronic stress or a genetic predisposition to greater sensitivity can have a significant impact on hair health. Elevated levels of stress hormones, such as cortisol, can deregulate the hair follicle growth cycle, leading to telogen effluvium (a form of diffuse hair loss) and weakening of the hair strands. Furthermore, stress can exacerbate inflammatory conditions of the scalp. An orange or red indication in this report suggests greater genetic sensitivity to stress, highlighting the crucial importance of implementing effective stress management strategies. This includes practices such as meditation, yoga, regular physical exercise, relaxing hobbies, quality sleep, and professional medical follow-up is essential to optimize hair and general well-being.

Genes

CRHR1, DRD2, FKBP5, GAD1, HTR2A, MAT1A, NR3C1, OXTR

16. Factors of Influence

Anxiety



Anxiety is a complex emotional response influenced by a combination of genetic, environmental, and lifestyle factors. A genetic predisposition to greater anxiety can lead to chronic activation of the body's stress response system, resulting in hormonal imbalances and increased inflammation. These factors, in turn, can negatively impact the hair growth cycle, contributing to hair loss (such as telogen effluvium) and weakening of the hair strands. Additionally, anxiety can manifest in behaviors such as hair pulling (trichotillomania) or scalp scratching, causing physical damage. An orange or red indication in this report suggests a genetic predisposition to greater anxiety, highlighting the importance of adopting proactive management strategies. This can include relaxation techniques (such as deep breathing, mindfulness), regular exercise, adequate sleep, and balanced nutrition, always seeking professional support from therapists or doctors to optimize mental well-being and, consequently, hair health.

Genes

AVPR1A, BDNF, MAOA, NGF, RGS2, TPH2

16. Factors of Influence

Sleep Disorder



HIGH

Sleep quality is fundamental for cellular regeneration and hormonal balance in the body. Sleep disorders, influenced by genetic factors, can negatively impact overall health and, consequently, hair vitality, as the body recovers and repairs itself during sleep. An orange or red indication in this report suggests a predisposition to sleep disorders, highlighting the importance of prioritizing restorative sleep (sleep hygiene, adequate environment) for hair and general well-being. Sleep Disorder Sleep quality is fundamental for cellular regeneration and hormonal balance in the body. Sleep disorders, influenced by genetic factors, can negatively impact overall health and, consequently, hair vitality, as the body recovers and repairs itself during sleep. An orange or red indication in this report suggests a predisposition to sleep disorders, highlighting the importance of prioritizing restorative sleep (sleep hygiene, adequate environment) for hair and general well-being.

Genes

AANAT, AOC1, CLOCK, CRY1, FABP7, GAD1, GRIA3, HCRTR2, MAT1A, PER3

Polycystic Ovary Syndrome (PCOS)

MEDIUM-
HIGH

Polycystic Ovary Syndrome (PCOS) is condition marked by hormonal imbalance, often with increased production of androgens (male hormones such as testosterone). Elevated androgens can disrupt the hair cycle by causing miniaturization of scalp follicles (leading to thinning or female pattern hair loss) and, at the same time, may trigger excess hair growth on the face or body (hirsutism). Irregular cycles, insulin resistance, and inflammation can further aggravate hair health by destabilizing follicular growth phases. An orange or red indication in the report suggests a genetic tendency toward PCOS-related hormonal changes that may impact scalp and body hair, where close monitoring and proactive management of hormones, metabolism, and hair loss risk is advised.

Genes

DENND1A, FSHR, INSR, KISS1, LEPR, LHB, LHCGR, MARK2P9, MTNR1A, MTNR1B, SUOX, THADA, TNF

16. Factors of Influence

Dopamine Receptors



MEDIUM-
HIGH

Dopamine receptors, particularly D2 receptors, play a critical role in regulating the hypothalamic-pituitary-ovarian (HPO) axis and hormone balance. Variants in dopamine receptor genes can alter how effectively dopamine suppresses prolactin and modulates ovarian function, which in turn influences testosterone production. Elevated testosterone may increase conversion to DHT (dihydrotestosterone), driving hair follicle miniaturization, thinning, and androgenic alopecia in genetically susceptible individuals. An orange or red indication in the report suggests a genetic predisposition toward androgen-driven hair loss due to altered dopamine hormone signaling and hair cycle stability.

Genes

DRD1, DRD2, DRD3, DRD4, DRD5

HDL (Cholesterol)



MEDIUM-
HIGH

HDL cholesterol, often referred to as the “good cholesterol,” plays a crucial role in lipid transport and cardiovascular protection. Beyond heart health, cholesterol balance is fundamental for hormone production including sex hormones, which directly influence hair growth. Low HDL levels may impair hormone regulation and nutrient delivery to follicles, while excessively high or imbalanced levels can disrupt metabolic pathways and contribute to oxidative stress, indirectly affecting scalp circulation and hair quality. An orange or red indication in the report suggests a genetic tendency toward abnormal HDL levels, which may impact hormonal stability and hair health. A result in the red zone suggests a stronger predisposition, with higher risk for metabolic and endocrine imbalances that could exacerbate thinning, shedding, or hormonal hair loss patterns.

Genes

ABCA1, ABCG8, APOA1, APOA4, BUD13, CETP, EDN1, FADS2, FTO, HNF4A, IL-6, INTERGENIC, LDLR, LIPC, LIPG, LPL, LTA, NUTF2, PCIF1, PLTP, PPARD, SCARB1, TTC39B, VWF, ZPR1

16. Factors of Influence

LDL (Cholesterol)



LDL cholesterol, often called the “bad cholesterol,” is essential for the transport of cholesterol used in hormone production (DHEA, cortisol, estrogen, progesterone, testosterone, and vitamin D), excessive levels can be harmful. High LDL promotes oxidative stress and vascular damage, which reduces scalp blood flow and oxygen delivery to hair follicles. This can accelerate follicular miniaturization and diffuse thinning. On the other hand, very low LDL may impair steroid hormone synthesis, leading to hormonal imbalance that also impacts hair growth and stability. A result in the red zone suggests a stronger predisposition toward abnormal LDL cholesterol levels, potentially influencing both hormone balance and scalp circulation, increasing the likelihood of hormone disruption, oxidative damage, and impaired follicular nourishment.

Genes

ABCA1, ABCG8, APOB, APOC1, APOC3, APOE, AR, BRCA2, CELSR2, CPS1, CR1L, DNAH11, FABP2, GPX1, HMGCR, HNF1A, LDLR, MAFB, MMAB, MTHFR, MYRF, NAF1, NOS3, PCSK9, SCARB1, SHBG

17. Hair Features

Red Hair



Red hair color is a fascinating genetic trait, primarily determined by variations in genes that regulate pigment production, such as pheomelanin. An orange or red indication in this report suggest greater genetic predisposition to having reddish, orange-red, or coppery hair, a unique characteristic determined by your genetic inheritance .

Genes
MC1R

Thicker Hair



Hair thickness refers to the width of each individual hair strand, a trait that is largely determined by your genetics. Having naturally thicker hair contributes to the perception of hair having greater volume, body and resistance to external damage. This analysis reveals your genetic predisposition to hair thickness. An orange or red indication in this report suggests a strong genetic tendency for your hair to be thicker. Understanding this trait can be very helpful in optimizing your hair care.

Genes
EDAR

Straighter Hair



Hair texture, including the tendency to be straighter, is a characteristic strongly influenced by genes such as EDAR, TCHH, and WNT10A. These genes play roles in the formation and structure of the hair follicle, determining the natural curvature of the strands. An orange or red indication in this report suggests greater genetic predisposition for straighter hair, which can guide the choice of more suitable hair products and care routines .

Genes
EDAR, TCHH, WNT10A

17. Hair Features

White Hair (Early Onset)



The appearance of white hair is a natural aging process, but the age at which it occurs can be significantly influenced by genetics. Variations in genes related to melanin production and maintenance (hair pigment) can predispose to premature graying. An orange or red indication in this report suggests a genetic predisposition to earlier onset of white hair, which may indicate the need for antioxidant strategies and protection against environmental factors.

Genes

IRF4, KIF1A, TMEM132C

Pseudofolliculitis Barbae



Pseudofolliculitis barbae is a common condition where curved hairs, especially after shaving, re-enter the skin, causing inflammation and irritation. The KRT75 gene is associated with hair keratin structure, and variations in this gene can influence hair curl and increase predisposition to this condition. An orange or red indication in this report suggests greater genetic sensitivity to pseudofolliculitis barbae, reinforcing the importance of proper shaving techniques and the use of specific products for sensitive skin.

Genes

KRT75

Curly Hair



Curly hair is the result of a complex interplay of genetic factors that directly influence the shape of the hair follicle and the way strands emerge and grow. This genetic analysis reveals your predisposition to hair with greater curvature and curl formation. An orange or red color in this report suggests a strong genetic tendency for this characteristic of increased curvature. Understanding this predisposition is essential to embracing and optimizing the natural beauty of your curls.

Genes

TCHH, TCHHL1, WNT10A

18. Structure

Collagen Degradation



HIGH

Collagen is the most abundant structural protein in our bodies, essential for skin elasticity and firmness, and fundamental to the strength and integrity of hair follicles. Think of it as the "scaffolding" that supports the structure of your scalp, ensuring a healthy environment for strong hair growth. When this structure is compromised, the vitality of your strands can be directly affected, leading to more fragile hair and an unhealthy scalp. Your genetic predisposition to collagen degradation means your body may have a natural tendency to break down this protein more quickly. An orange or red indication in this report suggests this genetic predisposition to increased collagen degradation. If this is the case for you, it's crucial to adopt strategies that help protect existing collagen and stimulate new production. This includes maintaining a diet rich in vitamin C (essential for collagen synthesis) and consuming collagen peptides or other high-quality protein sources.

Genes

B4GALT7, CBS, COL11A1, COL11A2, COL17A1, COL1A1, COL1A2, COL27A1, COL2A1, COL3A1, COL4A3, COL4A4, COL4A5, COL4A6, COL5A1, COL5A2, MMP1, MMP3, STXBP5L

Collagen Synthesis



MEDIUM

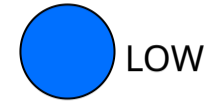
Your body's ability to efficiently synthesize collagen is crucial for maintaining the firmness and elasticity of your skin, as well as the strength and resilience of your hair. Your genetic predisposition directly influences how effectively your body produces this essential protein. A blue indication in this report suggests a predisposition to a lower collagen synthesis capacity. This means your body may have a greater challenge producing the collagen needed to maintain optimal skin and hair health. If this is the case for you, optimizing your intake of collagen precursor and stimulating nutrients is essential. Invest in a diet rich in vitamin C, amino acids such as glycine and proline (found in bone broth and meat), zinc, and copper.

Genes

COL11A1, COL1A1, COL3A1

18. Structure

Ceramides



Ceramides are essential lipids naturally present in the skin, forming a protective barrier that retains hydration and protects against irritation. A genetic predisposition to lower ceramide levels can weaken this barrier, leading to dry skin and indirectly impacting scalp and follicle health. A blue indication in this report suggests a predisposition to lower ceramide levels, highlighting the importance of strategies to strengthen the skin barrier, such as the use of topical products rich in ceramides and a balanced diet.

Genes

FCN1, IFNG, INTERGENIC, SPTLC3

19. Hair Loss

Frontal Fibrosing Alopecia



MEDIUM

Frontal Fibrosing Alopecia (FFA) is a chronic inflammatory disease that causes permanent hair loss, characterized by a progressively receding hairline. Genetic, hormonal, and immunological factors contribute to its development. The CYP1B1 gene is associated with hormone metabolism, and variations in it can influence the predisposition to this condition. An orange or red indication in this report suggests a genetic predisposition to Frontal Fibrosing Alopecia, highlighting the importance of dermatological evaluation and management strategies to slow its progression.

Genes

CYP1B1

Congenital Alopecia Universalis



MEDIUM

Congenital Alopecia Universalis is a rare, hereditary condition characterized by the total or partial absence of hair and body hair from birth. This genetic analysis may indicate a predisposition to this condition, which is determined by specific genetic factors. An orange or red indication in this report suggests a genetic predisposition to Congenital Alopecia Universalis, a rare condition associated with generalized hair absence. Specialized clinical interpretation is essential for understanding the condition and guidance on possible therapeutic approaches. In case of predisposition, consultation with a geneticist or specialized dermatologist can provide additional information and guidance.

Genes

AR, C1ORF127, EDA2R, HDAC9, HR, IL-1B, INTERGENIC, LINC01432

19. Hair Loss

Baldness (Androgenetic Alopecia)



MEDIUM

Baldness, or Androgenetic Alopecia (AGA), is the most common form of hair loss, influenced by genetic and hormonal factors. Hair follicles are genetically more vulnerable to the effects of dihydrotestosterone (DHT), a hormone that can shorten the hair's growth phase. An orange or red indication in this report suggests a genetic predisposition to Baldness, highlighting the importance of management strategies (such as topical and oral treatments and nutritional adjustments with zinc or soy isoflavones, under professional guidance) to slow its progression.

Genes

AR, C1ORF127, EDA2R, HDAC9, HR, IL-1B, INTERGENIC, IRF4, LINC01432, SLC14A2

Alopecia Areata



MEDIUM-HIGH

Alopecia Areata is an autoimmune and inflammatory disease that causes hair loss in circular areas and can affect any part of the body. Genetic factors and the involvement of the immune system are crucial in its development. An orange or red indication in this report suggests a genetic predisposition to Alopecia Areata, highlighting the importance of seeking dermatological evaluation and management strategies for this condition.

Genes

HLA-DQA2, IL2RA, INTERGENIC, PTPN22

Female Baldness (Androgenetic Alopecia)



MEDIUM-HIGH

Female Baldness or Androgenetic Alopecia (FAGA), is a common form of hair loss in women, with a distinct pattern from male pattern baldness. The CYP19A1 gene is involved in estrogen metabolism, and variations can influence the predisposition to this condition. An orange or red indication in this report suggests a genetic predisposition to Female Pattern Hair Loss, highlighting the importance of management strategies (including hormonal evaluation and specific treatments) to slow its progression and optimize hair health.

Genes

CYP19A1

19. Hair Loss

Female Pattern Hair Loss (FPHL)



Female Pattern Hair Loss (FPHL) is a distinct form of diffuse hair thinning in women, part of the androgenetic alopecia spectrum. It is characterized by increased shedding or reduced hair volume. The CYP19A1 gene, involved in hormone metabolism, can influence the predisposition to this condition. An orange or red indication in this report suggests a genetic predisposition to FPHL, highlighting the importance of personalized management strategies (including hormonal evaluation and specific treatments) for hair health.

Genes

CYP19A1

Hair loss (General)



Hair loss is a natural part of the hair cycle, with an average of 50 to 100 hairs falling out per day. However, excessive hair loss or progressive thinning may indicate genetic predispositions or other factors that impact hair health. This genetic analysis assesses your predisposition to different hair loss patterns, providing valuable information for more personalized and effective care, which may include seeking a dermatologist for evaluation and treatment. An orange or red indication in this report suggests a genetic predisposition to severe hair loss, which reinforces the importance of preventive scalp care, nutritional assessment and follow-up with a hair health professional to reduce the progression of the condition.

Genes

AR, C1ORF127, CYP19A1, EDA2R, GRID1, HDAC9, HR, IL-1B, INTERGENIC, LINC01432

20. Intolerances

Lactase persistence



Lactase persistence refers to your ability to digest lactose, the natural sugar found in milk and dairy products, even into adulthood. Many people lose this ability after childhood, developing what we call lactose intolerance. This condition can cause digestive discomfort, such as bloating, gas, and diarrhea, after consuming dairy products. Genetically, a predisposition to lactase non-persistence (or lactose intolerance) can indirectly impact your hair health. If your diet becomes too restrictive or unbalanced due to intolerance and the elimination of dairy products without adequate replacement, the absorption of essential nutrients can be compromised. Nutrients such as calcium, vitamin D, vitamin B12, and protein, often found in dairy products, are important for overall health and, consequently, for the vitality of your hair follicles. A blue indication in this report suggests a predisposition to lactase non-persistence. If this is your case, it's crucial that you pay special attention to your diet. To ensure you're getting adequate intake of all the nutrients important for your hair's health, even while avoiding lactose, explore alternative sources of calcium (dark leafy greens, fortified plant-based milks), vitamin B12 (fortified foods, supplements), and protein. Consulting with a nutritionist can be very helpful in creating a balanced eating plan that supports both your digestion and hair health.

Genes
MCM6

AANAT

Gene	SNP	Genotype	Rare Allele	Result
AANAT	rs77121614	CC+	T	●

ACTH

Gene	SNP	Genotype	Rare Allele	Result
IL-18	rs187238	CG-	G	●

Homocysteine Accumalation

Gene	SNP	Genotype	Rare Allele	Result
ADA	rs73598374	GG-	A,G,T	●
CBS	rs1801181	Variant not found	A	○
CBS	rs2851391	CT+	C	●
CBS	rs234706	GG+	A	●
CBS	rs5742905	TT-	G	●
CPS1	rs1047891	CC+	A	●
CTH	rs1021737	GT+	T	●
DPEP1	rs154657	CT-		●
FGF21	rs838133	CT-	A	●
GAD1	rs10432420	Variant not found	A	○
GAD1	rs12185692	Variant not found	A	○
GAD1	rs1978340	Variant not found	A	○
GAD1	rs2058725	Variant not found	C	○
GAD1	rs2241165	AA-	T	●
GAD1	rs3762555	Variant not found	A,G	○
GAD1	rs3791850	Variant not found	A,C	○
GAD1	rs3791851	Variant not found	C	○
GAD1	rs3791878	Variant not found	T	○
GAD1	rs3828275	Variant not found	T	○
GAD1	rs701492	TT+	T	●
GAD1	rs769407	Variant not found	C	○
GPX1	rs1050450	CC-	A	●
GPX4	rs713041	Variant not found	A,C	○
HNF1A	rs2251468	GT-	A	●
MAOA	rs1137070	TT+	C	●
MAOA	rs3027399	GG+	C	●
MAOA	rs6323	GG+	T	●
MAOA	rs909525	GG-	T	●
MTHFR	rs1476413	AG-	G,T	●
MTHFR	rs17037390	Variant not found	A	○
MTHFR	rs1801131	AC-	G	●
MTHFR	rs1801133	CC-	A	●
MTHFR	rs2066470	Variant not found	A,C	○
MTHFR	rs4846049	Variant not found	A,G	○
MTRR	rs1801394	AA+	G	●

Alopecia Areata

Gene	SNP	Genotype	Rare Allele	Result
HLA-DQA2	rs9275572	GG+	G	●
IL2RA	rs3130320	CT+	T	●
INTERGENIC	rs1024161	CT+	T	●
INTERGENIC	rs9479482	CT+	T	●
PTPN22	rs2476601	GG+	G	●

Frontal Fibrosing Alopecia

Gene	SNP	Genotype	Rare Allele	Result
CYP1B1	rs1800440	AG-	C	●

Congenital Alopecia Universalis

Gene	SNP	Genotype	Rare Allele	Result
AR	rs6152	GG+	A	●
C10RF127	rs2003046	CC+	A,G	●
EDA2R	rs1385699	TT+	T	●
HDAC9	rs2073963	GT+	G	●
HR	rs7014851	TT+	C	●
IL-1B	rs1143634	CT-	A	●
INTERGENIC	rs2180439	CC+	T	●
INTERGENIC	rs2223841	AA-	C	●

Gene	SNP	Genotype	Rare Allele	Result
INTERGENIC	rs925391	CC-	G,T	●
INTERGENIC	rs1998076	Variant not found	G	○
INTERGENIC	rs201571	Variant not found	T	○
INTERGENIC	rs9287638	CC+	A	●
LINC01432	rs1160312	GG+	G	●
LINC01432	rs913063	Variant not found	C	○

Anxiety

Gene	SNP	Genotype	Rare Allele	Result
AVPR1A	rs10877969	Variant not found	C	○
AVPR1A	rs11174811	Variant not found	A	○
BDNF	rs6265	GG-	T	●
MAOA	rs909525	GG-	T	●
NGF	rs6330	CC-	A	●
NGF	rs6330	CC-	A	●
RGS2	rs4606	CC+	G	●
TPH2	rs4565946	CT+	A,G,T	●
TPH2	rs4570625	GT+	G	●
TPH2	rs4565946	CT+	A,G,T	●
TPH2	rs4570625	GT+	G	●

Increased Cortisol (in women)

Gene	SNP	Genotype	Rare Allele	Result
POMC	rs1042571	Variant not found	A	○

Bacteroidetes

Gene	SNP	Genotype	Rare Allele	Result
CTNND2	rs16901246	GG+	T	●
INTERGENIC	rs650258	CC+	C	●
INTERGENIC	rs11915634	Variant not found	C	○
INTERGENIC	rs9831278	Variant not found	T	○
INTERGENIC	rs346315	Variant not found	G,T	○
INTERGENIC	rs346316	Variant not found	T	○
INTERGENIC	rs346317	Variant not found	A	○
INTERGENIC	rs2905501	Variant not found	C	○
INTERGENIC	rs11229282	Variant not found	A,T	○
INTERGENIC	rs11229285	Variant not found	C	○
INTERGENIC	rs67311245	Variant not found	G	○
INTERGENIC	rs12365342	Variant not found	G	○
INTERGENIC	rs62295801	Variant not found	T	○
INTERGENIC	rs9291879	Variant not found	T	○
INTERGENIC	rs147600757	Variant not found	A	○
INTERGENIC	rs72718423	GG+	A	●
INTERGENIC	rs56360045	Variant not found	G	○
INTERGENIC	rs75481168	Variant not found	C	○
INTERGENIC	rs148410947	Variant not found	T	○
INTERGENIC	rs17103222	AG+	A	●
INTERGENIC	rs58727938	Variant not found	G	○
INTERGENIC	rs11847216	Variant not found	A	○
INTERGENIC	rs8003850	Variant not found	A,G	○
INTERGENIC	rs17103241	Variant not found	G	○
INTERGENIC	rs57036551	Variant not found	G	○
INTERGENIC	rs17103248	Variant not found	A	○
INTERGENIC	rs78215412	Variant not found	A,T	○
INTERGENIC	rs75581058	Variant not found	G	○
INTERGENIC	rs77958390	Variant not found	T	○
INTERGENIC	rs2866194	GG+	G	●
INTERGENIC	rs10507725	Variant not found	A	○
INTERGENIC	rs4901725	Variant not found	C	○
INTERGENIC	rs115795847	Variant not found	A,T	○
KIAA1217	rs11013739	Variant not found	T	○
KIAA1217	rs7916384	Variant not found	C	○
KIAA1217	rs11013742	Variant not found	G	○
KIAA1217	rs71493347	Variant not found	T	○
KIAA1217	rs146932720	Variant not found	T	○
KIAA1217	rs73604424	Variant not found	C	○
KIAA1217	rs11013748	Variant not found	A,C,T	○
KIAA1217	rs11013750	Variant not found	G,T	○

Gene	SNP	Genotype	Rare Allele	Result
KIAA1217	rs11013751	Variant not found	C	○
KIAA1217	rs11013752	Variant not found	T	○
KIAA1217	rs11013753	Variant not found	C	○
KIAA1217	rs34637483	Variant not found	T	○
KIAA1217	rs10828558	Variant not found	G,T	○
KIAA1217	rs28893874	Variant not found	C,G,T	○
KIAA1217	rs147661769	Variant not found	T	○
KIAA1217	rs138712300	Variant not found	C	○
KIAA1217	rs149363346	Variant not found	C,G	○
KIAA1217	rs7894955	Variant not found	C	○
KIAA1217	rs2095532	Variant not found	A	○
KIAA1217	rs7918303	Variant not found	C	○
KIAA1217	rs12354611	Variant not found	A	○
KIAA1217	rs6482352	Variant not found	C,G	○
KIAA1217	rs7073960	Variant not found	G	○
KIAA1217	rs10828559	Variant not found	G	○
KIAA1217	rs7903806	Variant not found	T	○
KIAA1217	rs10828560	Variant not found	A	○
KIAA1217	rs11013762	Variant not found	C	○
KIAA1217	rs7919049	Variant not found	C	○
KIAA1217	rs7919189	Variant not found	A,C	○
KIAA1217	rs116157663	Variant not found	G	○
KIAA1217	rs71281598	Variant not found	T	○
KIAA1217	rs12778171	Variant not found	G	○
KIAA1217	rs79849964	Variant not found	G	○
KIAA1217	rs76925091	Variant not found	A,G,T	○
KIAA1217	rs16924004	Variant not found	C,T	○
KIAA1217	rs16924005	AA+	C	●
KIAA1217	rs12247225	Variant not found	C	○
KIAA1217	rs11013766	Variant not found	A	○
KIAA1217	rs10764428	Variant not found	C	○
KIAA1217	rs11013767	Variant not found	G	○
KIAA1217	rs10828561	Variant not found	G	○
KIAA1217	rs10828562	Variant not found	G,T	○
KIAA1217	rs10828563	Variant not found	A	○
KIAA1217	rs9971165	Variant not found	G	○
KIAA1217	rs9299783	Variant not found	G	○
KIAA1217	rs9284106	Variant not found	A,C	○
KIAA1217	rs7923676	Variant not found	C	○
KIAA1217	rs9299784	CC+	T	●
KIAA1217	rs10764431	Variant not found	C,T	○
LOC107983974	rs4777927	Variant not found	T	○
NFIB	rs508259	Variant not found	C	○
OR1S1	rs113180003	Variant not found	G	○
OR1S1	rs12787110	Variant not found	A	○
OR1S1	rs12802883	Variant not found	G	○
OR1S1	rs1966834	Variant not found	G	○
PCED1A	rs2274669	Variant not found	G,T	○
PCLO	rs4628206	Variant not found	T	○
PLXND1	rs1110168	Variant not found	A,G,T	○
RAB38	rs16913594	Variant not found	C	○
SHROOM3	rs9996716	Variant not found	G	○
SHROOM3	rs11724031	Variant not found	A	○
SLA2	rs4812383	Variant not found	C	○
SLC2A9	rs7656342	Variant not found	A	○
SSB	rs62171178	Variant not found	A,T	○
TBPL2	rs8019270	Variant not found	A,G,T	○
ZNF202	rs2282644	Variant not found	C	○

White Hair (Early Onset)

Gene	SNP	Genotype	Rare Allele	Result
IRF4	rs12203592	CC+	T	●
KIF1A	rs59733750	AA+	G	●
TMEM132C	rs1683723	AA+	G	●

Red Hair

Gene	SNP	Genotype	Rare Allele	Result
MC1R	rs1110400	TT+	C	●

Gene	SNP	Genotype	Rare Allele	Result
MC1R	rs1805008	CC+	T	●

Curly Hair

Gene	SNP	Genotype	Rare Allele	Result
TCHH	rs11803731	AT+	C,T	●
TCHHL1	rs17646946	AG+	A	●
WNT10A	rs7349332	Variant not found	G,T	○

Thicker Hair

Gene	SNP	Genotype	Rare Allele	Result
EDAR	rs3827760	TT-	G	●

Straighter Hair

Gene	SNP	Genotype	Rare Allele	Result
EDAR	rs3827760	TT-	G	●
TCHH	rs11803731	AT+	C,T	●
WNT10A	rs7349332	Variant not found	G,T	○

Baldness (Androgenetic Alopecia)

Gene	SNP	Genotype	Rare Allele	Result
AR	rs6152	GG+	A	●
C1ORF127	rs2003046	CC+	A,G	●
EDA2R	rs1385699	TT+	T	●
HDAC9	rs2073963	GT+	G	●
HR	rs7014851	TT+	C	●
IL-1B	rs1143634	CT-	A	●
INTERGENIC	rs2180439	CC+	T	●
INTERGENIC	rs2223841	AA-	C	●
INTERGENIC	rs925391	CC-	G,T	●
INTERGENIC	rs1998076	Variant not found	G	○
INTERGENIC	rs201571	Variant not found	T	○
INTERGENIC	rs9287638	CC+	A	●
INTERGENIC	rs6945541	TT+	C	●
IRF4	rs12203592	CC+	T	●
LINC01432	rs1160312	GG+	G	●
LINC01432	rs913063	Variant not found	C	○
SLC14A2	rs8085664	CC+	C	●

Female Baldness (Androgenetic Alopecia)

Gene	SNP	Genotype	Rare Allele	Result
CYP19A1	rs7176005	CT+	T	●
CYP19A1	rs6493497	AG+	A	●

Antioxidant Capacity

Gene	SNP	Genotype	Rare Allele	Result
CAT	rs1001179	AA-	T	●
CYP1B1	rs1056836	CC-	C	●
EPHX1	rs1051740	TT+	C	●
EPHX1	rs2234922	AG+	G,T	●
G6PD	rs1050828	CC+	T	●
G6PD	rs1050829	AA-	C	●
GCLC	rs17883901	CC-	A,T	●
GCLM	rs17880076	Variant not found	C,T	○
GCLM	rs2301022	Variant not found	C	○
GPX1	rs1050450	CC-	A	●
GSTP1	rs1695	GG+	G	●
MTHFR	rs1476413	AG-	G,T	●
MTHFR	rs17037390	Variant not found	A	○
MTHFR	rs1801131	AC-	G	●
MTHFR	rs1801133	CC-	A	●
MTHFR	rs2066470	Variant not found	A,C	○
MTHFR	rs4846049	Variant not found	A,G	○
NAF1	rs7675998	GG+	G,T	●
NFE2L2	rs6706649	CC+	T	●
NFE2L2	rs6721961	GG+	C,G	●
NQO1	rs1800566	CC-	A	●
SHBG	rs6259	Variant not found	A	○
SOD2	rs1141718	Variant not found	G	○

Gene	SNP	Genotype	Rare Allele	Result
SOD2	rs2758331	Variant not found	A	○
SOD2	rs4880	CT-	G	●
SOD3	rs1799895	CC+	G	●
SOD3	rs2855262	TT+	C	●
SOD3	rs8192288	Variant not found	A,T	○

Skin Antioxidant Capacity

Gene	SNP	Genotype	Rare Allele	Result
CAT	rs1001179	AA-	T	●
EPHX1	rs2234922	AG+	G,T	●
GPX1	rs1050450	CC-	A	●
NFE2L2	rs35652124	CT+	C	●
NFE2L2	rs6706649	CC+	T	●
NFE2L2	rs6721961	GG+	C,G	●
NQO1	rs1800566	CC-	A	●
SOD2	rs1141718	Variant not found	G	○
SOD2	rs4880	CT-	G	●

Ceramides

Gene	SNP	Genotype	Rare Allele	Result
FCN1	rs11103631	GG+	G	●
IFNG	rs2430561	AT+	A	●
IFNG	rs2069727	Variant not found	A,C	○
IFNG	rs2069718	Variant not found	A,G	○
IFNG	rs2069710	Variant not found	C	○
IFNG	rs2069707	Variant not found	C	○
IFNG	rs2069709	Variant not found	A	○
IFNG	rs2069705	CT-	G	●
IFNG	rs1861494	Variant not found	T	○
IFNG	rs1861493	Variant not found	G	○
INTERGENIC	rs168622	Variant not found	T	○
SPTLC3	rs4814175	Variant not found	A	○

Copper

Gene	SNP	Genotype	Rare Allele	Result
ABCB1	rs1128503	CT-	G	●
ABCB1	rs3213619	TT-	G	●
ACE	rs1799752	Variant not found		○
ACE	rs4343	AG+	A	●
ADD1	rs4961	GT+	A,T	●
ADRB2	rs1800888	CC+	T	●
AOC1	rs10156191	Variant not found	T	○
APOE	rs7412	TT+	T	●
APOE4	rs429358	TT+	C	●
ASIC2	rs9901756	Variant not found	C	○
ATP2B1	rs2681472	CT-	G	●
ATP7B	rs60986317	GG+	A	●
BAG3	rs2234962	CT+	C	●
BRAP	rs3782886	AA-	C	●
BTD	rs104893686	TT+	G	●
BTD	rs104893687	CC+	T	●
CACNB2	rs2228645	Variant not found	A,T	○
CAV3	rs1008642	Variant not found	A,G,T	○
CCL2	rs1024611	CT-	G	●
CDH13	rs8055236	GG+	A,C,T	●
CDKN2B-AS1	rs10116277	TT+	T	●
CDKN2B-AS1	rs1011970	GT+	T	●
CDKN2B-AS1	rs1063192	TT-	A,T	●
CDKN2B-AS1	rs10757272	TT+	T	●
CDKN2B-AS1	rs10757274	GG+	G	●
CDKN2B-AS1	rs1537375	Variant not found	C,G	○
CDKN2B-AS1	rs2383206	Variant not found	G	○
CETP	rs2303790	AA+	G	●
CFH	rs1061170	TT+	T	●
CHRD1	rs387906713	Variant not found	A	○
CHRD1	rs387906714	Variant not found	A	○
CRP	rs3091244	Variant not found	A,T	○
CYP2R1	rs117913124	Variant not found	A	○

Gene	SNP	Genotype	Rare Allele	Result
DHFR	rs1643649	Variant not found	C	○
DMD	rs1800278	AA-	C	●
DMD	rs1801187	GG-	T	●
DNAJC5B	rs13279522	TT+	C	●
DPYD	rs1801266	CC-	A	●
DPYD	rs1801267	GG-	T	●
DPYD	rs1801268	GG-	A	●
DSG2	rs2230234	AA+	G,T	●
F12	rs1801020	CT-	G	●
F7	rs6046	CT-	A	●
FGF20	rs1721100	Variant not found	G,T	○
FLJ25967	rs2331291	Variant not found	T	○
FMN2	rs17672135	TT+	C	●
FOXE1	rs10984009	Variant not found	A	○
GATA2	rs3803	Variant not found	A	○
GATA4	rs104894073	Variant not found	A,G,T	○
GATA4	rs104894074	Variant not found	A	○
HLA-DRA	rs3135391	CC-	A	●
HLA-DRB1	rs660895	GG+	G	●
HSPD1	rs2340690	Variant not found	G	○
HSPD1	rs2565163	Variant not found	A,C	○
HSPD1	rs788016	Variant not found	A	○
HSPE1	rs2305560	Variant not found	T	○
HTRA1	rs11200638	AG+	A	●
IL-4	rs2243250	CC+	T	●
IL4R	rs1801275	Variant not found	G	○
INTERGENIC	rs10757278	GG+	G	●
INTERGENIC	rs1333049	CC+	C	●
INTERGENIC	rs2383207	GG+	G	●
INTERGENIC	rs383830	Variant not found	T	○
INTERGENIC	rs501120	AG-	C	●
INTERGENIC	rs7250581	Variant not found	G	○
ITGB3	rs5918	TT+	C	●
JAG1	rs28939668	Variant not found	T	○
KCNE1	rs1805127	AG-	A,C,G	●
KCNE2	rs2234916	AA+	G	●
KCNE3	rs2270676	CT-	G	●
KCNQ1	rs1057128	Variant not found	A	○
KL	rs9527025	Variant not found	C,T	○
KL	rs9536314	TT+	A,G	●
LIPA	rs1051338	Variant not found	G	○
LIPA	rs1131706	Variant not found	T	○
LIPA	rs3802656	Variant not found	A	○
LRP8	rs5174	GG-	T	●
MAOA	rs1137070	TT+	C	●
MAOA	rs3027399	GG+	C	●
MAOA	rs909525	GG-	T	●
MMP3	rs3025058	DI+	G	●
MMP9	rs17576	Variant not found	G	○
MMP9	rs3918242	Variant not found	T	○
MRAS	rs2306374	TT+	C	●
MTHFD1	rs1076991	AG-	C,G	●
MTHFD1L	rs11754661	GG+	A,T	●
MTHFD1L	rs17349743	TT+	C	●
MTHFD1L	rs6922269	AG+	A	●
MTHFD1L	rs803422	Variant not found	C,G	○
MYBPC3	rs11570112	CC-	A,C	●
NAF1	rs7675998	GG+	G,T	●
NOS3	rs1800779	AA+	G	●
NOS3	rs1800783	Variant not found	C,G,T	○
NOS3	rs207044	Variant not found	T	○
NOS3	rs3918188	Variant not found	A,T	○
NPPA	rs5065	AA+	G	●
OLR1	rs11053646	Variant not found	G	○
PECAM1	rs281865545	Variant not found	G,T	○
PHACTR1	rs9349379	AA+	A	●
PLCL2	rs10510468	Variant not found	A,T	○
PLPP3	rs17114036	AA+	G	●

Gene	SNP	Genotype	Rare Allele	Result
PSMA6	rs1048990	CG+	G,T	●
PSRC1	rs599839	AA+	A,C	●
RYR2	rs34967813	AA+	G	●
SCN5A	rs1805124	GG-	T	●
SELENBP1	rs2769264	AC-	G	●
SEZ6L	rs688034	Variant not found	T	○
SH2B3	rs3184504	CC+	A,C,G	●
SMAD3	rs17228212	TT+	C	●
SMIM1	rs1175550	TT-	G	●
SOD3	rs1799895	CC+	G	●
SOD3	rs2855262	TT+	C	●
STAT4	rs10181656	CG+	C	●
THBS2	rs8089	Variant not found	C	○
TLR4	rs4986790	AA+	G,T	●
TLR4	rs4986791	CC+	T	●
TMPO	rs17028450	CC+	T	●
TNF	rs1800629	GG+	A	●
TNFSF4	rs1234313	AG+	G	●
TNFSF4	rs1234315	Variant not found	T	○
TNFSF4	rs3850641	Variant not found	G	○
TNFSF4	rs3861950	TT+	C	●
TTN	rs16866412	Variant not found	A	○
TTN	rs2244492	GG-	T	●
TTR	rs1800458	Variant not found	A	○
TXNRD2	rs5748469	AA+	A	●
TYR	rs28940879	Variant not found	A,C	○

Coenzyme Q10

Gene	SNP	Genotype	Rare Allele	Result
ABCB1	rs1128503	CT-	G	●
ABCB1	rs3213619	TT-	G	●
ACE	rs1799752	Variant not found		○
ACE	rs4343	AG+	A	●
ADD1	rs4961	GT+	A,T	●
ADRB2	rs1800888	CC+	T	●
AOC1	rs10156191	Variant not found	T	○
APOE	rs7412	TT+	T	●
APOE4	rs429358	TT+	C	●
ARHGAP30	rs2774279	Variant not found	T	○
ASIC2	rs9901756	Variant not found	C	○
ATP2B1	rs2681472	CT-	G	●
BAG3	rs2234962	CT+	C	●
BRAP	rs3782886	AA-	C	●
BTD	rs104893686	TT+	G	●
BTD	rs104893687	CC+	T	●
CACNB2	rs2228645	Variant not found	A,T	○
CAT	rs1001179	AA-	T	●
CAV3	rs1008642	Variant not found	A,G,T	○
CCL2	rs1024611	CT-	G	●
CDH13	rs8055236	GG+	A,C,T	●
CDKN2B-AS1	rs10116277	TT+	T	●
CDKN2B-AS1	rs1011970	GT+	T	●
CDKN2B-AS1	rs1063192	TT-	A,T	●
CDKN2B-AS1	rs10757272	TT+	T	●
CDKN2B-AS1	rs10757274	GG+	G	●
CDKN2B-AS1	rs1537375	Variant not found	C,G	○
CDKN2B-AS1	rs2383206	Variant not found	G	○
CELSR2	rs4970834	CC+	T	●
CETP	rs2303790	AA+	G	●
CETP	rs5882	AG+	A	●
CHRDL1	rs387906713	Variant not found	A	○
CHRDL1	rs387906714	Variant not found	A	○
COLEC12	rs9952641	Variant not found	A	○
COQ2	rs121918230	AA-	C	●
COQ2	rs121918231	GG-	T	●
COQ2	rs121918232	AA-	C	●
COQ2	rs121918233	GG-	T	●
COQ4	rs143441644	CC+	T	●

Gene	SNP	Genotype	Rare Allele	Result
COQ4	rs766317663	Variant not found	T	○
COQ4	rs774395996	Variant not found	G,T	○
COQ4	rs775607037	Variant not found	A,T	○
COQ4	rs786204770	Variant not found	C	○
COQ6	rs189840848	CC+	G,T	●
COQ6	rs397514479	Variant not found	A	○
COQ7	rs864321686	Variant not found	A	○
COQ8A	rs119468004	GG+	A,C	●
COQ8A	rs119468005	CC+	T	●
COQ8A	rs145034527	CC+	T	●
COQ8A	rs387906298	DD+	G	●
COQ8A	rs387906299	II+		●
COQ8A	rs578189699	CC+	T	●
COQ8A	rs606231138	Variant not found	C	○
COQ8A	rs771578775	CC+	T	●
COQ8A	rs886043382	Variant not found	A,T	○
COQ9	rs267606751	CC+	T	●
COQ9	rs786205897	II+		●
CRP	rs3091244	Variant not found	A,T	○
CYP2R1	rs117913124	Variant not found	A	○
DHFR	rs1643649	Variant not found	C	○
DMD	rs1800278	AA-	C	●
DMD	rs1801187	GG-	T	●
DNAJC5B	rs13279522	TT+	C	●
DPYD	rs1801266	CC-	A	●
DPYD	rs1801267	GG-	T	●
DPYD	rs1801268	GG-	A	●
DSG2	rs2230234	AA+	G,T	●
F12	rs1801020	CT-	G	●
F7	rs6046	CT-	A	●
FGF20	rs1721100	Variant not found	G,T	○
FLJ25967	rs2331291	Variant not found	T	○
FMN2	rs17672135	TT+	C	●
FOXE1	rs10984009	Variant not found	A	○
GAD1	rs1978340	Variant not found	A	○
GAD1	rs3762555	Variant not found	A,G	○
GAD1	rs3791878	Variant not found	T	○
GATA2	rs2713604	Variant not found	C	○
GATA2	rs3803	Variant not found	A	○
GATA4	rs104894073	Variant not found	A,G,T	○
GATA4	rs104894074	Variant not found	A	○
HLA-DRA	rs3135391	CC-	A	●
HLA-DRB1	rs660895	GG+	G	●
HSPD1	rs2340690	Variant not found	G	○
HSPD1	rs2565163	Variant not found	A,C	○
HSPD1	rs788016	Variant not found	A	○
HSPE1	rs2305560	Variant not found	T	○
IL-4	rs2243250	CC+	T	●
IL4R	rs1801275	Variant not found	G	○
INTERGENIC	rs10757278	GG+	G	●
INTERGENIC	rs1333049	CC+	C	●
INTERGENIC	rs2383207	GG+	G	●
INTERGENIC	rs2943634	AC+	C,G	●
INTERGENIC	rs383830	Variant not found	T	○
INTERGENIC	rs501120	AG-	C	●
INTERGENIC	rs7250581	Variant not found	G	○
ITGB3	rs5918	TT+	C	●
JAG1	rs28939668	Variant not found	T	○
KCNE1	rs1805127	AG-	A,C,G	●
KCNE2	rs2234916	AA+	G	●
KCNE3	rs2270676	CT-	G	●
KCNQ1	rs1057128	Variant not found	A	○
KL	rs9527025	Variant not found	C,T	○
KL	rs9536314	TT+	A,G	●
LIPA	rs1051338	Variant not found	G	○
LIPA	rs1131706	Variant not found	T	○
LIPA	rs3802656	Variant not found	A	○
LIPC	rs1800588	CC+	T	●

Gene	SNP	Genotype	Rare Allele	Result
LPL	rs326	AG+	G	●
LRP8	rs5174	GG-	T	●
MAOA	rs1137070	TT+	C	●
MAOA	rs3027399	GG+	C	●
MAOA	rs909525	GG-	T	●
MAT1A	rs118204001	TT-	C	●
MAT1A	rs2993763	Variant not found	A	○
MAT1A	rs72558181	Variant not found	T	○
MC1R	rs1805005	GG+	T	●
MC1R	rs1805007	CC+	T	●
MC1R	rs1805008	CC+	T	●
MC1R	rs1805009	GG+	A,C	●
MC4R	rs2229616	GG-	C	●
MCT1	rs1049434	Variant not found	T	○
MMP3	rs3025058	DI+	G	●
MMP9	rs17576	Variant not found	G	○
MMP9	rs3918242	Variant not found	T	○
MRAS	rs2306374	TT+	C	●
MTHFD1	rs1076991	AG-	C,G	●
MTHFD1L	rs11754661	GG+	A,T	●
MTHFD1L	rs17349743	TT+	C	●
MTHFD1L	rs6922269	AG+	A	●
MTHFD1L	rs803422	Variant not found	C,G	○
MYBPC3	rs11570112	CC-	A,C	●
NAF1	rs7675998	GG+	G,T	●
NOS3	rs1800779	AA+	G	●
NOS3	rs1800783	Variant not found	C,G,T	○
NOS3	rs207044	Variant not found	T	○
NOS3	rs3918188	Variant not found	A,T	○
NPPA	rs5065	AA+	G	●
NQO1	rs1800566	CC-	A	●
NQO2	rs1143684	TT+	C	●
OLR1	rs11053646	Variant not found	G	○
PACERR	rs689466	AG-	C	●
PDSS1	rs119463988	Variant not found	A,G	○
PDSS2	rs118203955	Variant not found	A,C	○
PDSS2	rs118203956	CC-	A	●
PDSS2	rs35555197	Variant not found	T	○
PECAM1	rs281865545	Variant not found	G,T	○
PHACTR1	rs9349379	AA+	A	●
PLCL2	rs10510468	Variant not found	A,T	○
PLPP3	rs17114036	AA+	G	●
PLTP	rs3843763	Variant not found	T	○
PSMA6	rs1048990	CG+	G,T	●
PSRC1	rs599839	AA+	A,C	●
RYR2	rs34967813	AA+	G	●
SCN5A	rs1805124	GG-	T	●
SEZ6L	rs688034	Variant not found	T	○
SH2B3	rs3184504	CC+	A,C,G	●
SIRT1	rs3758391	Variant not found	C	○
SMAD3	rs17228212	TT+	C	●
STAT4	rs10181656	CG+	C	●
THBS2	rs8089	Variant not found	C	○
TLR4	rs4986790	AA+	G,T	●
TLR4	rs4986791	CC+	T	●
TMPO	rs17028450	CC+	T	●
TNF	rs1800610	CT-	A	●
TNF	rs1800629	GG+	A	●
TNFSF4	rs1234313	AG+	G	●
TNFSF4	rs1234315	Variant not found	T	○
TNFSF4	rs3850641	Variant not found	G	○
TNFSF4	rs3861950	TT+	C	●
TTN	rs16866412	Variant not found	A	○
TTN	rs2244492	GG-	T	●
TTR	rs1800458	Variant not found	A	○
TXNRD2	rs5748469	AA+	A	●
TYR	rs28940879	Variant not found	A,C	○

HDL (Cholesterol)

Gene	SNP	Genotype	Rare Allele	Result
ABCA1	rs2575875	Variant not found	A	○
ABCA1	rs3890189	Variant not found	A	○
ABCA1	rs4149268	AG-	A,C	●
ABCA1	rs4149274	Variant not found	A	○
ABCG8	rs6756629	GG+	T	●
APOA1	rs1799837	Variant not found	T	○
APOA4	rs675	TT+	C	●
BUD13	rs28927680	GG-	G	●
CETP	rs183130	TT+	T	●
CETP	rs1864163	GG+	A	●
CETP	rs4329913	GG-	T	●
CETP	rs4783961	AA+	A	●
CETP	rs5882	AG+	A	●
CETP	rs708272	CT-	A	●
EDN1	rs5370	GT+	T	●
FADS2	rs174570	CC+	T	●
FTO	rs1558902	TT+	A	●
HNF4A	rs1800961	CC+	T	●
IL-6	rs1800795	CG+	G	●
INTERGENIC	rs10468017	CC+	T	●
INTERGENIC	rs12678919	AA+	G	●
INTERGENIC	rs2156552	Variant not found	G,T	○
INTERGENIC	rs3764261	TT-	A	●
LDLR	rs6511720	GG+	T	●
LIPC	rs1800588	CC+	T	●
LIPC	rs261332	GG+	G	●
LIPG	rs4939883	CT+	C	●
LPL	rs285	CT+	T	●
LPL	rs320	GT+	G	●
LPL	rs328	Variant not found	G	○
LTA	rs1799724	CT+	T	●
NUTF2	rs2271293	AG+	A	●
PCIF1	rs7679	TT+	C	●
PLTP	rs3843763	Variant not found	T	○
PPARD	rs2016520	AA-	T	●
PPARD	rs3734254	TT+	T	●
SCARB1	rs5888	CT-	C	●
TTC39B	rs471364	AA-	C	●
VWF	rs2238104	Variant not found	T	○
ZPR1	rs964184	CC+	C	●

LDL (Cholesterol)

Gene	SNP	Genotype	Rare Allele	Result
ABCA1	rs1883025	AG-	T	●
ABCG8	rs4299376	TT+	G	●
ABCG8	rs6544713	CC+	C	●
ABCG8	rs6756629	GG+	T	●
APOB	rs515135	GG-	C	●
APOB	rs693	CT-	A	●
APOC1	rs4420638	AA+	G	●
APOC3	rs5128	CG-	G	●
APOE	rs7412	TT+	T	●
AR	rs5031002	GG+	A	●
BRCA2	rs4942486	CT+	C	●
CELSR2	rs12740374	GG+	T	●
CELSR2	rs646776	AA-	T	●
CELSR2	rs629301	AA-	G	●
CPS1	rs1047891	CC+	A	●
CR1L	rs4844614	GT+	T	●
DNAH11	rs12670798	TT+	C	●
FABP2	rs1799883	GG-	A,C,G	●
GPX1	rs1050450	CC-	A	●
HMGCR	rs12654264	AT+	T	●
HNF1A	rs2650000	GT-	A	●
LDLR	rs6511720	GG+	T	●
LDLR	rs688	CC+	T	●

Gene	SNP	Genotype	Rare Allele	Result
MAFB	rs6102059	CC+	T	●
MMAB	rs2241201	CC+	G	●
MTHFR	rs2066470	Variant not found	A,C	○
MYRF	rs174537	GG+	T	●
NAF1	rs7675998	GG+	G,T	●
NOS3	rs1799983	GG+	T	●
PCSK9	rs11206510	Variant not found	C	○
SCARB1	rs4238001	Variant not found	T	○
SHBG	rs6259	Variant not found	A	○
SHBG	rs727428	AG-	T	●

Corynebacterium

Gene	SNP	Genotype	Rare Allele	Result
INTERGENIC	rs10506621	Variant not found	A	○
INTERGENIC	rs11837284	Variant not found	A	○

Chromium Picolinate

Gene	SNP	Genotype	Rare Allele	Result
ABCA1	rs1883025	AG-	T	●
ABCG8	rs6544713	CC+	C	●
APOA5	rs2075291	Variant not found	A,T	○
APOA5	rs2266788	TT-	A	●
APOA5	rs3135506	GG+	C	●
APOC1	rs4420638	AA+	G	●
APOE	rs7412	TT+	T	●
AR	rs5031002	GG+	A	●
BRCA2	rs4942486	CT+	C	●
CPS1	rs1047891	CC+	A	●
CR1L	rs4844614	GT+	T	●
DNAH11	rs12670798	TT+	C	●
DOCK7	rs10889353	AC+	C,T	●
FABP2	rs1799883	GG-	A,C,G	●
FADS1	rs174547	TT+	C	●
FADS2	rs174570	CC+	T	●
GCKR	rs1260326	CT+	C	●
GPX1	rs1050450	CC-	A	●
JMJD1C	rs10761731	Variant not found	T	○
LDLR	rs6511720	GG+	T	●
LPL	rs13702	AG-	A,C	●
LPL	rs285	CT+	T	●
LPL	rs320	GT+	G	●
LPL	rs328	Variant not found	G	○
MLXIPL	rs1051921	Variant not found	A	○
MTHFR	rs2066470	Variant not found	A,C	○
NAF1	rs7675998	GG+	G,T	●
OR4A46P	rs7395662	GG+	A	●
PHYHIP	rs4871976	Variant not found	A	○
RAB11B	rs2967605	GG-	T	●
TMEM241	rs9949617	CC+	T	●

DHEA/DHEAS

Gene	SNP	Genotype	Rare Allele	Result
ARPC1A	rs740160	CC+	T	●
BCL2L11	rs6738028	CG+	G	●
HHEX	rs1111875	Variant not found	T	○
HHEX	rs5015480	TT+	T	●
INTERGENIC	rs2497306	TT-	C,T	●
SHBG	rs1799941	GG+	A	●
SULT2A1	rs2637125	GG+	A	●
SULT2A1	rs182420	AA-	C	●
TRIM4	rs17277546	GG+	A	●

Collagen Degradation

Gene	SNP	Genotype	Rare Allele	Result
B4GALT7	rs28937869	CC+	T	●
CBS	rs2298758	GG+	A,C	●
CBS	rs234706	GG+	A	●
COL11A1	rs398122828	CC+	T	●

Gene	SNP	Genotype	Rare Allele	Result
COL11A1	rs587782990	Variant not found	C,G	○
COL11A1	rs1057524237	Variant not found	T	○
COL11A1	rs730882190	Variant not found	C	○
COL11A1	rs1057518666	Variant not found	T	○
COL11A1	rs11809524	Variant not found	T	○
COL11A1	rs727503881	CC+	T	●
COL11A1	rs1676486	Variant not found	G,T	○
COL11A1	rs121912944	Variant not found	A	○
COL11A1	rs886044242	Variant not found	T	○
COL11A1	rs886039743	Variant not found	T	○
COL11A1	rs12138977	Variant not found	T	○
COL11A1	rs1337185	Variant not found	G,T	○
COL11A1	rs1057517989	Variant not found		○
COL11A1	rs2615977	Variant not found	C	○
COL11A1	rs397514455	Variant not found	G	○
COL11A1	rs1064797115	Variant not found	G	○
COL11A1	rs886042653	Variant not found	A	○
COL11A1	rs387906611	Variant not found	G	○
COL11A1	rs2126642	Variant not found	A	○
COL11A1	rs121912943	Variant not found	A	○
COL11A1	rs886044244	Variant not found	G	○
COL11A1	rs3753841	AG+	A	●
COL11A1	rs2622848	TT+	C	●
COL11A2	rs121912949	GG+	A,T	●
COL11A2	rs121912947	Variant not found	A	○
COL11A2	rs786205578	AA+	G,T	●
COL11A2	rs121912946	Variant not found	T	○
COL11A2	rs745434198	Variant not found	A,T	○
COL11A2	rs121912951	Variant not found	A	○
COL11A2	rs374156844	Variant not found	A	○
COL11A2	rs2076311	AA+	A	●
COL11A2	rs911722283	Variant not found	A	○
COL11A2	rs606231410	Variant not found	A,T	○
COL11A2	rs121912948	Variant not found	T	○
COL11A2	rs121912952	GG+	T	●
COL11A2	rs768569721	Variant not found	A,T	○
COL11A2	rs750995470	Variant not found	T	○
COL11A2	rs2855429	CC+	C	●
COL11A2	rs2254287	Variant not found	A,G,T	○
COL11A2	rs797044915	CC+	A	●
COL11A2	rs121912945	CC+	G,T	●
COL11A2	rs121912950	Variant not found	A	○
COL11A2	rs864309523	Variant not found	T	○
COL11A2	rs387906556	Variant not found	T	○
COL11A2	rs770888294	CC+	A,T	●
COL17A1	rs805722	Variant not found	A,C	○
COL17A1	rs121912771	Variant not found	T	○
COL17A1	rs752317971	Variant not found	A,G	○
COL17A1	rs1320448	GG+	G	●
COL17A1	rs1064793760	Variant not found		○
COL17A1	rs886041555	Variant not found		○
COL17A1	rs754289857	Variant not found	T	○
COL17A1	rs17116350	Variant not found	C,G	○
COL17A1	rs201940939	Variant not found	T	○
COL17A1	rs121912770	Variant not found	A	○
COL17A1	rs760714959	Variant not found	A	○
COL17A1	rs121912769	Variant not found	A	○
COL17A1	rs767083273	Variant not found	G,T	○
COL17A1	rs797045142	Variant not found	A	○
COL17A1	rs121912773	Variant not found	T	○
COL17A1	rs805708	Variant not found	A	○
COL17A1	rs121912772	Variant not found	C	○
COL17A1	rs805698	TT+	G,T	●
COL17A1	rs121912774	Variant not found	A	○
COL17A1	rs775196743	Variant not found	A	○
COL17A1	rs775251483	Variant not found		○
COL1A1	rs1061237	Variant not found	C,G,T	○
COL1A1	rs17639446	Variant not found	C	○

Gene	SNP	Genotype	Rare Allele	Result
COL1A1	rs1064796499	Variant not found	T	○
COL1A1	rs72645365	Variant not found	A	○
COL1A1	rs72651646	Variant not found	T	○
COL1A1	rs193922150	CC+	T	●
COL1A1	rs1085307454	Variant not found	T	○
COL1A1	rs193922155	TT+	C	●
COL1A1	rs193922144	GG+	A	●
COL1A1	rs2412298	Variant not found	A	○
COL1A1	rs72648320	CC+	T	●
COL1A1	rs72645357	GG-	T	●
COL1A1	rs67394386	Variant not found	A,T	○
COL1A1	rs72645333	Variant not found	T	○
COL1A1	rs113647555	Variant not found	A	○
COL1A1	rs67682641	Variant not found	A,T	○
COL1A1	rs193922137	Variant not found	A	○
COL1A1	rs1107946	Variant not found	C	○
COL1A1	rs72645353	CC+	A,T	●
COL1A1	rs72648326	Variant not found	A	○
COL1A1	rs72645321	Variant not found	T	○
COL1A1	rs397514672	Variant not found	A	○
COL1A1	rs72645347	GG+	A	●
COL1A1	rs193922151	II+		●
COL1A1	rs2586488	GG+	G	●
COL1A1	rs193922145	GG+	A	●
COL1A1	rs2141279	Variant not found	C	○
COL1A1	rs193922148	II+		●
COL1A1	rs1007086	Variant not found	G	○
COL1A1	rs72645323	Variant not found	T	○
COL1A1	rs1800215	Variant not found	T	○
COL1A1	rs72645366	Variant not found	A,C	○
COL1A1	rs72645318	Variant not found	A	○
COL1A1	rs193922147	CC+	A,G	●
COL1A1	rs72648363	Variant not found	G	○
COL1A1	rs2075554	Variant not found	A,C	○
COL1A1	rs139955975	CC+	T	●
COL1A1	rs67507747	CC+	A,G,T	●
COL1A1	rs72645334	Variant not found	T	○
COL1A1	rs193922140	CC+	G	●
COL1A1	rs193922138	Variant not found	C	○
COL1A1	rs1064796415	Variant not found		○
COL1A1	rs193922141	Variant not found		○
COL1A1	rs67815019	Variant not found	A,T	○
COL1A1	rs72651653	Variant not found	A	○
COL1A1	rs1057518221	Variant not found	T	○
COL1A1	rs193922158	TT+	C	●
COL1A1	rs193922157	CC+	A,T	●
COL1A1	rs72651622	Variant not found	G,T	○
COL1A1	rs67693970	Variant not found	G,T	○
COL1A1	rs144751329	CC+	A,T	●
COL1A1	rs370865189	GG+	A,C,T	●
COL1A1	rs72645331	Variant not found	A	○
COL1A1	rs72651651	Variant not found	G,T	○
COL1A1	rs72651645	Variant not found	T	○
COL1A1	rs193922152	TT+	C	●
COL1A1	rs72645320	Variant not found	T	○
COL1A1	rs193922153	GG+	A	●
COL1A1	rs1800012	GT-	A	●
COL1A1	rs72645337	Variant not found	G	○
COL1A1	rs66490707	Variant not found	G,T	○
COL1A1	rs1061237	Variant not found	C,G,T	○
COL1A1	rs72651657	Variant not found	A	○
COL1A1	rs1057518930	Variant not found	G	○
COL1A1	rs72648322	Variant not found	A,T	○
COL1A1	rs34940368	Variant not found	A,C	○
COL1A1	rs193922149	II+		●
COL1A1	rs2075559	Variant not found	A,C,T	○
COL1A1	rs1061970	Variant not found	G	○
COL1A1	rs2075555	Variant not found	A,G	○

Gene	SNP	Genotype	Rare Allele	Result
COL1A1	rs72648337	Variant not found	T	○
COL1A1	rs67771061	Variant not found	A,G,T	○
COL1A1	rs72648356	Variant not found	T	○
COL1A1	rs72648333	Variant not found	A	○
COL1A1	rs2269336	CC-	A,C	●
COL1A1	rs2249492	Variant not found	G,T	○
COL1A1	rs193922143	II+		●
COL1A1	rs66721653	Variant not found	A,T	○
COL1A1	rs67828806	Variant not found	G,T	○
COL1A1	rs66929517	Variant not found	A,G	○
COL1A1	rs72651661	Variant not found	T	○
COL1A1	rs72653136	Variant not found	T	○
COL1A1	rs72645328	CC+	G,T	●
COL1A1	rs66523073	Variant not found	T	○
COL1A1	rs2586494	Variant not found	C	○
COL1A1	rs67368147	Variant not found	A,T	○
COL1A1	rs72651614	Variant not found	A,C	○
COL1A1	rs66527965	Variant not found	A,T	○
COL1A1	rs1057524547	Variant not found	T	○
COL1A1	rs72653131	Variant not found	T	○
COL1A1	rs72651642	Variant not found	A	○
COL1A1	rs398122835	Variant not found		○
COL1A1	rs67445413	Variant not found	A,T	○
COL1A1	rs72653137	Variant not found	T	○
COL1A1	rs66555264	Variant not found	A,T	○
COL1A1	rs72645356	Variant not found	T	○
COL1A2	rs1801182	TT+	C	●
COL1A2	rs1064794058	Variant not found	T	○
COL1A2	rs139446305	GG+	A	●
COL1A2	rs121912902	Variant not found	A	○
COL1A2	rs906553840	Variant not found	A,C	○
COL1A2	rs72658200	Variant not found	A	○
COL1A2	rs1057517953	Variant not found	T	○
COL1A2	rs68132885	Variant not found	A,C	○
COL1A2	rs121912910	Variant not found	A	○
COL1A2	rs193922167	Variant not found		○
COL1A2	rs1057524873	Variant not found	A,T	○
COL1A2	rs121912907	Variant not found	T	○
COL1A2	rs1057516036	Variant not found	A	○
COL1A2	rs72659343	Variant not found	A,T	○
COL1A2	rs267606742	Variant not found	A	○
COL1A2	rs72659319	GG+	A,C	●
COL1A2	rs72658152	Variant not found	A	○
COL1A2	rs72658137	Variant not found	A	○
COL1A2	rs1064793527	Variant not found		○
COL1A2	rs768171831	CC+	T	●
COL1A2	rs72656402	Variant not found	T	○
COL1A2	rs67162110	Variant not found	A,C	○
COL1A2	rs67865220	Variant not found	A,C,T	○
COL1A2	rs121912900	Variant not found	A	○
COL1A2	rs1057524847	Variant not found	A	○
COL1A2	rs72656386	Variant not found	A	○
COL1A2	rs1085307707	Variant not found	A	○
COL1A2	rs267606741	Variant not found	A	○
COL1A2	rs3736638	CC+	A	●
COL1A2	rs72658103	Variant not found	A,T	○
COL1A2	rs1800238	Variant not found	T	○
COL1A2	rs193922159	CC+	A,G	●
COL1A2	rs67609234	Variant not found	A,T	○
COL1A2	rs886041749	Variant not found	A	○
COL1A2	rs42524	CC+	G	●
COL1A2	rs797044949	GG+	T	●
COL1A2	rs72658176	GG+	A	●
COL1A2	rs121912904	Variant not found	A	○
COL1A2	rs72658185	Variant not found	A	○
COL1A2	rs72659325	Variant not found	C,T	○
COL1A2	rs1064796419	Variant not found	A	○
COL1A2	rs72656355	AA+	G	●

Gene	SNP	Genotype	Rare Allele	Result
COL1A2	rs121912901	Variant not found	A	○
COL1A2	rs1057516053	Variant not found	A	○
COL1A2	rs72656357	Variant not found	C	○
COL1A2	rs1057518136	Variant not found		○
COL1A2	rs193922165	GG+	A	●
COL1A2	rs928361235	Variant not found	C	○
COL1A2	rs1801182	TT+	C	●
COL1A2	rs121912906	Variant not found	T	○
COL1A2	rs1057518967	Variant not found	A	○
COL1A2	rs1064796593	Variant not found	A	○
COL1A2	rs72656396	Variant not found	A,T	○
COL1A2	rs1085307477	Variant not found	A	○
COL1A2	rs2621215	Variant not found	A,T	○
COL1A2	rs886039689	Variant not found	A	○
COL1A2	rs67768540	Variant not found	A,C,T	○
COL1A2	rs72658117	Variant not found	T	○
COL1A2	rs121912911	Variant not found	C	○
COL1A2	rs42517	Variant not found	G	○
COL1A2	rs66820119	Variant not found	A,C,T	○
COL1A2	rs72656354	Variant not found	G	○
COL1A2	rs121912903	Variant not found	T	○
COL1A2	rs72656370	Variant not found	A	○
COL1A2	rs441051	CT+	C	●
COL1A2	rs121912912	Variant not found	A,C	○
COL1A2	rs72658143	Variant not found	A	○
COL1A2	rs193922173	GG+	A	●
COL1A2	rs72658119	Variant not found	C	○
COL1A2	rs121912909	Variant not found	A	○
COL1A2	rs794727470	GG+	C	●
COL1A2	rs121912908	Variant not found	A,C	○
COL1A2	rs121912905	Variant not found	T	○
COL1A2	rs72659324	Variant not found	C	○
COL1A2	rs72658163	Variant not found	A,C	○
COL1A2	rs193922168	GG+	C	●
COL1A2	rs193922162	GG+	A	●
COL1A2	rs193922166	Variant not found		○
COL1A2	rs72659338	Variant not found	A	○
COL1A2	rs886041426	Variant not found		○
COL1A2	rs72656387	Variant not found	A	○
COL1A2	rs67729041	Variant not found	A,T	○
COL1A2	rs67707918	Variant not found	A,T	○
COL1A2	rs786205587	GG+	A	●
COL1A2	rs72658161	GG+	A	●
COL1A2	rs72658151	GG+	A	●
COL1A2	rs794727669	GG+	T	●
COL1A2	rs797044459	Variant not found	C	○
COL1A2	rs886042129	Variant not found	T	○
COL1A2	rs72658154	GG+	A	●
COL1A2	rs72658150	Variant not found	T	○
COL1A2	rs72659310	Variant not found	A	○
COL1A2	rs886043796	Variant not found	A	○
COL27A1	rs1249719	GG+	A	●
COL27A1	rs7868992	AA+	A	●
COL27A1	rs140950220	GG+	C	●
COL27A1	rs753085	Variant not found	A	○
COL27A1	rs946053	GG+	G	●
COL27A1	rs4143245	Variant not found	C	○
COL27A1	rs1249744	Variant not found	G	○
COL2A1	rs121912890	Variant not found	T	○
COL2A1	rs1057524114	Variant not found	A	○
COL2A1	rs794727438	CC+	A	●
COL2A1	rs794727261	GG+	T	●
COL2A1	rs121912878	Variant not found	T	○
COL2A1	rs1635531	Variant not found	C	○
COL2A1	rs121912876	Variant not found	A	○
COL2A1	rs1064793352	Variant not found	G	○
COL2A1	rs121912875	Variant not found	A	○
COL2A1	rs1064796660	Variant not found	T	○

Gene	SNP	Genotype	Rare Allele	Result
COL2A1	rs886041843	Variant not found	A	○
COL2A1	rs794727462	CC+	T	●
COL2A1	rs765795867	Variant not found	A,T	○
COL2A1	rs1064797167	Variant not found	G	○
COL2A1	rs587776847	Variant not found		○
COL2A1	rs1064794264	Variant not found	T	○
COL2A1	rs794727026	Variant not found	T	○
COL2A1	rs794727472	CC+	A,T	●
COL2A1	rs2070739	Variant not found	T	○
COL2A1	rs138498898	Variant not found	A	○
COL2A1	rs121912869	Variant not found	A	○
COL2A1	rs794727339	Variant not found	G,T	○
COL2A1	rs1057518908	Variant not found	T	○
COL2A1	rs1057524696	Variant not found	G	○
COL2A1	rs3803183	Variant not found	A	○
COL2A1	rs121912879	Variant not found	G	○
COL2A1	rs121912872	Variant not found	T	○
COL2A1	rs121912887	Variant not found	G,T	○
COL2A1	rs1057518911	Variant not found	G	○
COL2A1	rs121912897	Variant not found	A,T	○
COL2A1	rs121912898	Variant not found	T	○
COL2A1	rs121912865	Variant not found	A	○
COL2A1	rs121912867	Variant not found	T	○
COL2A1	rs1793953	Variant not found	A	○
COL2A1	rs121912888	Variant not found	T	○
COL2A1	rs121912884	GG+	A	●
COL2A1	rs794727202	CC+	T	●
COL2A1	rs121912877	CC+	T	●
COL2A1	rs1793933	AC-	T	●
COL2A1	rs886041429	Variant not found	A	○
COL2A1	rs886041713	Variant not found	A,T	○
COL2A1	rs121912881	Variant not found	A	○
COL2A1	rs121912874	GG+	A	●
COL2A1	rs121912882	GG+	A	●
COL2A1	rs121912893	CC-	A,T	●
COL2A1	rs794727596	CC+	A	●
COL2A1	rs1034762	Variant not found	C	○
COL2A1	rs121912892	Variant not found	T	○
COL2A1	rs1085307657	Variant not found	G	○
COL2A1	rs1085307608	Variant not found	A	○
COL2A1	rs121912871	Variant not found	T	○
COL2A1	rs121912885	GG+	A,T	●
COL2A1	rs121912866	GG+	A	●
COL2A1	rs1057524602	Variant not found	A	○
COL2A1	rs794727607	Variant not found	A	○
COL2A1	rs727503882	CC+	G,T	●
COL2A1	rs121912880	CC+	A,T	●
COL2A1	rs1057521852	Variant not found	C,G	○
COL2A1	rs121912868	Variant not found	T	○
COL2A1	rs794727684	CC+	T	●
COL2A1	rs1064794958	Variant not found	T	○
COL2A1	rs121912899	Variant not found	A	○
COL2A1	rs1057518157	Variant not found	A	○
COL2A1	rs121912896	Variant not found	T	○
COL2A1	rs121912889	Variant not found	C	○
COL2A1	rs121912894	Variant not found	T	○
COL2A1	rs864621973	Variant not found	A,T	○
COL2A1	rs60542319	Variant not found	A	○
COL2A1	rs121912895	Variant not found	C	○
COL2A1	rs786205477	CC+	A	●
COL2A1	rs886039543	Variant not found		○
COL2A1	rs121912886	GG+	A,T	●
COL2A1	rs794727185	Variant not found		○
COL2A1	rs121912873	II+		●
COL2A1	rs1635530	Variant not found	C	○
COL2A1	rs794727225	II+		●
COL2A1	rs121912883	Variant not found	G	○
COL2A1	rs1635529	Variant not found	G	○

Gene	SNP	Genotype	Rare Allele	Result
COL2A1	rs886039542	Variant not found	T	○
COL2A1	rs121912870	CC+	T	●
COL2A1	rs1064796332	Variant not found	T	○
COL2A1	rs2276455	Variant not found	A	○
COL2A1	rs387906558	Variant not found	T	○
COL2A1	rs794727377	TT+	G	●
COL2A1	rs794727546	CC+	G	●
COL2A1	rs121912864	Variant not found	T	○
COL2A1	rs794727533	GG+	A,T	●
COL2A1	rs121912891	Variant not found	T	○
COL2A1	rs869312907	CC+	T	●
COL2A1	rs672601354	Variant not found		○
COL2A1	rs748459670	GG+	A,C	●
COL2A1	rs760093841	Variant not found	A,G,T	○
COL2A1	rs672601355	Variant not found		○
COL2A1	rs3737548	Variant not found	A,T	○
COL2A1	rs398123628	II+		●
COL3A1	rs1516446	Variant not found	G	○
COL3A1	rs1800255	AG+	A	●
COL3A1	rs121912920	GG+	A	●
COL3A1	rs121912918	GG+	A,T	●
COL3A1	rs121912929	Variant not found	A,T	○
COL3A1	rs121912924	GG+	A	●
COL3A1	rs121912925	GG+	A,T	●
COL3A1	rs587779449	GG+	A,C	●
COL3A1	rs587779456	GG+	A	●
COL3A1	rs121912923	GG+	A,C,T	●
COL3A1	rs1060500187	Variant not found	A	○
COL3A1	rs111929073	GG+	A,C,T	●
COL3A1	rs267599120	GG+	A,C	●
COL3A1	rs1057521106	CC+	A,T	●
COL3A1	rs1057523593	AA+	C	●
COL3A1	rs113871730	GG+	A	●
COL3A1	rs397509373	GG+	A	●
COL3A1	rs3106796	Variant not found	G	○
COL3A1	rs1057521930	GG+	A,T	●
COL3A1	rs1085307964	GG+	T	●
COL3A1	rs1085307896	GG+	A	●
COL3A1	rs587779446	GG+	A	●
COL3A1	rs587779438	GG+	A	●
COL3A1	rs121912919	GG+	A	●
COL3A1	rs113485686	GG+	A	●
COL3A1	rs587779428	GG+	T	●
COL3A1	rs587779439	GG+	A	●
COL3A1	rs121912916	GG+	A	●
COL3A1	rs193922176	GG+	C	●
COL3A1	rs587779448	GG+	A	●
COL3A1	rs587779459	GG+	A,C	●
COL3A1	rs1516446	Variant not found	G	○
COL3A1	rs587779440	GG+	A,T	●
COL3A1	rs112371422	CC+	G,T	●
COL3A1	rs587779437	GG+	A	●
COL3A1	rs587779454	GG+	A,T	●
COL3A1	rs587779426	TT+	A,C	●
COL3A1	rs1060500204	Variant not found	C	○
COL3A1	rs587779417	GG+	A	●
COL3A1	rs121912915	GG+	T	●
COL3A1	rs121912913	GG+	A,T	●
COL3A1	rs587779457	GG+	A,T	●
COL3A1	rs1060500193	GG+	A	●
COL3A1	rs1057518075	CC+	T	●
COL3A1	rs587779444	GG+	A,C,T	●
COL3A1	rs587779434	GG+	A	●
COL3A1	rs587779447	GG+	A	●
COL3A1	rs121912926	GG+	A,C,T	●
COL3A1	rs587779422	GG+	A	●
COL3A1	rs587779418	GG+	A	●
COL3A1	rs553203474	GG+	A	●

Gene	SNP	Genotype	Rare Allele	Result
COL3A1	rs397509372	GG+	A,T	●
COL3A1	rs587779443	GG+	A,T	●
COL3A1	rs1064796468	Variant not found	A	○
COL3A1	rs397509371	GG+	T	●
COL3A1	rs121912921	GG+	A	●
COL3A1	rs1060500194	Variant not found	C	○
COL3A1	rs397509377	DD+	T	●
COL3A1	rs587779436	GG+	C	●
COL3A1	rs1057518372	GG+	A	●
COL3A1	rs121912928	GG+	A	●
COL3A1	rs397509369	GG+	A	●
COL3A1	rs587779460	GG+	A	●
COL3A1	rs587779445	GG+	T	●
COL3A1	rs1060500203	Variant not found	T	○
COL3A1	rs121912917	GG+	A,T	●
COL3A1	rs397509370	GG+	A,T	●
COL3A1	rs1060500200	Variant not found		○
COL3A1	rs387906557	GG+	C	●
COL3A1	rs587779458	GG+	A,T	●
COL3A1	rs1060500199	II+		●
COL3A1	rs121912927	GG+	A,T	●
COL3A1	rs1800255	AG+	A	●
COL3A1	rs121912922	GG+	A,T	●
COL3A1	rs112456072	GG+	A	●
COL3A1	rs111505097	GG+	A,T	●
COL3A1	rs587779453	AA+	C	●
COL3A1	rs1064796733	Variant not found	C	○
COL3A1	rs121912914	GG+	A,T	●
COL3A1	rs587779429	TT+	C	●
COL3A1	rs587779452	GG+	T	●
COL3A1	rs397509375	TT+	A,C	●
COL3A1	rs587779450	GG+	A,T	●
COL3A1	rs587779432	GG+	A	●
COL3A1	rs587779421	GG+	A	●
COL3A1	rs587779427	GG+	T	●
COL3A1	rs587779431	GG+	A,T	●
COL3A1	rs587779433	GG+	A,C	●
COL3A1	rs587779451	II+		●
COL3A1	rs587779420	GG+	A,C	●
COL3A1	rs587779423	TT+	A,C	●
COL3A1	rs587779416	GG+	T	●
COL3A1	rs587779441	GG+	A,C	●
COL3A1	rs397509376	GG+	A,T	●
COL3A1	rs587779424	GG+	A	●
COL3A1	rs587779419	GG+	A	●
COL3A1	rs587779455	II+		●
COL3A1	rs587779435	GG+	A,C	●
COL3A1	rs587779442	GG+	C	●
COL4A3	rs869025324	Variant not found	A	○
COL4A3	rs200672668	Variant not found	A	○
COL4A3	rs200287952	Variant not found	A	○
COL4A3	rs1085307955	Variant not found	A	○
COL4A3	rs35212277	Variant not found	A	○
COL4A3	rs1057519377	Variant not found	T	○
COL4A3	rs759739044	GG+	A,T	●
COL4A3	rs375040636	Variant not found	A	○
COL4A3	rs10178458	CC+	A,C	●
COL4A3	rs1060499654	Variant not found	T	○
COL4A3	rs760462252	Variant not found	T	○
COL4A3	rs6436669	Variant not found	G	○
COL4A3	rs869025327	Variant not found	A	○
COL4A3	rs34505188	GG+	A	●
COL4A3	rs1057519376	Variant not found	C	○
COL4A3	rs201697532	CC+	T	●
COL4A3	rs121912827	GG+	A,T	●
COL4A3	rs121912826	Variant not found	A	○
COL4A3	rs869025328	Variant not found	A,T	○
COL4A3	rs121912824	CC+	T	●

Gene	SNP	Genotype	Rare Allele	Result
COL4A3	rs7606754	AG+	G	●
COL4A3	rs778034451	Variant not found	A	○
COL4A3	rs267606745	Variant not found	A	○
COL4A3	rs765661521	Variant not found	A,C	○
COL4A3	rs1060499696	Variant not found	A	○
COL4A3	rs11677877	AA+	G	●
COL4A3	rs121912825	CC+	G,T	●
COL4A3	rs869025326	Variant not found	C	○
COL4A3	rs869025325	Variant not found	T	○
COL4A4	rs121912862	Variant not found	T	○
COL4A4	rs869025329	Variant not found	G	○
COL4A4	rs121912860	Variant not found	T	○
COL4A4	rs121912859	Variant not found	T	○
COL4A4	rs786205640	II+		●
COL4A4	rs370474706	Variant not found	A,T	○
COL4A4	rs569681869	Variant not found	G	○
COL4A4	rs7558081	Variant not found	T	○
COL4A4	rs2229813	CT+	G,T	●
COL4A4	rs1064796549	Variant not found		○
COL4A4	rs786205548	TT+	A	●
COL4A4	rs2272205	TT+	C	●
COL4A4	rs374815903	Variant not found	A,T	○
COL4A4	rs121912861	Variant not found	A	○
COL4A4	rs121912863	Variant not found	A	○
COL4A4	rs121912858	Variant not found	T	○
COL4A4	rs2228555	Variant not found	C	○
COL4A5	rs104886044	Variant not found		○
COL4A5	rs104886045	Variant not found		○
COL4A5	rs104886055	Variant not found	C	○
COL4A5	rs104886062	Variant not found	C,T	○
COL4A5	rs104886079	Variant not found	A	○
COL4A5	rs104886076	Variant not found	C	○
COL4A5	rs104886065	Variant not found		○
COL4A5	rs104886073	Variant not found	C	○
COL4A5	rs104886112	Variant not found	A	○
COL4A5	rs104886071	Variant not found	G,T	○
COL4A5	rs104886110	Variant not found	A	○
COL4A5	rs104886118	Variant not found	A	○
COL4A5	rs104886120	Variant not found	T	○
COL4A5	rs104886132	Variant not found	A	○
COL4A5	rs104886133	Variant not found	T	○
COL4A5	rs104886108	Variant not found	C	○
COL4A5	rs104886092	Variant not found	T	○
COL4A5	rs104886122	Variant not found	A	○
COL4A5	rs104886123	Variant not found		○
COL4A5	rs104886138	Variant not found	A	○
COL4A5	rs104886143	Variant not found	C	○
COL4A5	rs104886142	GG+	A	●
COL4A5	rs104886137	Variant not found	C	○
COL4A5	rs104886081	Variant not found	T	○
COL4A5	rs104886060	Variant not found	A,T	○
COL4A5	rs104886070	Variant not found	A	○
COL4A5	rs104886047	Variant not found	C,G	○
COL4A5	rs104886053	Variant not found		○
COL4A5	rs104886114	Variant not found	A	○
COL4A5	rs104886121	Variant not found	A,T	○
COL4A5	rs104886094	Variant not found	T	○
COL4A5	rs104886116	Variant not found	A	○
COL4A5	rs104886080	Variant not found	A	○
COL4A5	rs104886061	Variant not found	A,T	○
COL4A5	rs104886119	Variant not found	A	○
COL4A5	rs104886078	Variant not found	T	○
COL4A5	rs104886058	Variant not found		○
COL4A5	rs104886077	Variant not found		○
COL4A5	rs104886124	Variant not found		○
COL4A5	rs104886099	Variant not found	T	○
COL4A5	rs104886085	Variant not found	C	○
COL4A5	rs104886115	Variant not found	A	○

Gene	SNP	Genotype	Rare Allele	Result
COL4A5	rs104886063	Variant not found	A,T	○
COL4A5	rs104886059	Variant not found	T	○
COL4A5	rs104886066	Variant not found	A,T	○
COL4A5	rs104886050	Variant not found	G	○
COL4A5	rs104886046	Variant not found		○
COL4A5	rs104886100	Variant not found	T	○
COL4A5	rs104886083	Variant not found	A	○
COL4A5	rs104886067	Variant not found	A	○
COL4A5	rs104886084	Variant not found	A	○
COL4A5	rs104886088	Variant not found	A,T	○
COL4A5	rs104886075	Variant not found	A	○
COL4A5	rs104886103	Variant not found	A	○
COL4A5	rs104886068	Variant not found	A	○
COL4A5	rs104886054	Variant not found		○
COL4A5	rs104886074	Variant not found	A,T	○
COL4A5	rs104886093	Variant not found	T	○
COL4A5	rs104886082	Variant not found	A	○
COL4A5	rs104886117	Variant not found	A	○
COL4A5	rs104886095	Variant not found		○
COL4A5	rs104886141	Variant not found	A,T	○
COL4A5	rs104886126	Variant not found	C	○
COL4A5	rs104886042	Variant not found		○
COL4A5	rs104886125	Variant not found	A	○
COL4A5	rs104886091	Variant not found	A	○
COL4A5	rs104886043	Variant not found	A	○
COL4A5	rs104886102	Variant not found	T	○
COL4A5	rs104886048	Variant not found	A	○
COL4A5	rs104886072	Variant not found		○
COL4A5	rs104886131	Variant not found	A	○
COL4A5	rs104886408	Variant not found		○
COL4A5	rs104886104	Variant not found		○
COL4A5	rs104886135	Variant not found	C	○
COL4A5	rs104886049	Variant not found	T	○
COL4A5	rs104886056	Variant not found	C,T	○
COL4A5	rs104886097	Variant not found	A	○
COL4A5	rs104886051	Variant not found	T	○
COL4A5	rs104886109	Variant not found		○
COL4A5	rs104886144	Variant not found	A	○
COL4A5	rs104886098	Variant not found	A	○
COL4A5	rs104886111	Variant not found	A	○
COL4A5	rs104886050	Variant not found	G	○
COL4A5	rs104886086	Variant not found	A	○
COL4A5	rs104886052	Variant not found	A,C	○
COL4A5	rs104886134	Variant not found	A,C,T	○
COL4A5	rs104886130	Variant not found	A	○
COL4A5	rs104886101	Variant not found	A	○
COL4A5	rs104886145	Variant not found	A	○
COL4A5	rs104886127	Variant not found	T	○
COL4A5	rs104886113	Variant not found		○
COL4A5	rs104886128	Variant not found		○
COL4A5	rs104886139	Variant not found	A	○
COL4A5	rs281874765	Variant not found	C	○
COL4A5	rs104886096	GG+	A	●
COL4A5	rs104886069	Variant not found	C	○
COL4A5	rs104886136	Variant not found	A	○
COL4A5	rs104886049	Variant not found	T	○
COL4A5	rs104886129	Variant not found	C	○
COL4A5	rs104886057	Variant not found	A	○
COL4A5	rs104886140	Variant not found	A,T	○
COL4A5	rs104886105	Variant not found	A	○
COL4A5	rs104886107	Variant not found	A	○
COL4A5	rs104886146	Variant not found	A	○
COL4A6	rs779748859	Variant not found	T	○
COL4A6	rs769211787	AA+	C	●
COL5A1	rs121912933	Variant not found	T	○
COL5A1	rs10628678	Variant not found		○
COL5A1	rs1060502255	Variant not found		○
COL5A1	rs1060502256	Variant not found		○

Gene	SNP	Genotype	Rare Allele	Result
COL5A1	rs7044529	TT+	T	●
COL5A1	rs786205100	Variant not found		○
COL5A1	rs863223469	DD+	C	●
COL5A1	rs12722	CC+	T	●
COL5A1	rs764446683	CC+	A,G,T	●
COL5A1	rs1057518653	Variant not found		○
COL5A1	rs1060502248	Variant not found	A	○
COL5A1	rs769752636	Variant not found	A,T	○
COL5A1	rs863223453	GG+	A,C	●
COL5A1	rs765079080	TT+	G	●
COL5A1	rs1064796684	Variant not found	T	○
COL5A1	rs786205101	Variant not found	G	○
COL5A1	rs863223444	TT+	A	●
COL5A1	rs777625241	CC+	T	●
COL5A1	rs863223445	GG+	A	●
COL5A1	rs863223470	DD+	G	●
COL5A1	rs1057518004	Variant not found	T	○
COL5A1	rs863223454	CC+	T	●
COL5A1	rs786205102	Variant not found		○
COL5A1	rs886043641	Variant not found	T	○
COL5A1	rs80338764	GG+	C	●
COL5A1	rs786200922	Variant not found	T	○
COL5A1	rs1060502259	Variant not found		○
COL5A1	rs886042045	Variant not found	T	○
COL5A1	rs374020067	CC+	T	●
COL5A1	rs794727114	GG+	C	●
COL5A1	rs863223471	Variant not found	T	○
COL5A1	rs863223448	GG+	C	●
COL5A1	rs863223473	DD+	C	●
COL5A1	rs564375308	CC+	T	●
COL5A1	rs863223475	DD+	T	●
COL5A1	rs1057518871	Variant not found		○
COL5A1	rs1057519596	Variant not found	C	○
COL5A1	rs863223452	GG+	A	●
COL5A1	rs121912932	Variant not found	A	○
COL5A1	rs113452150	GG+	A	●
COL5A1	rs7874142	AG+	A	●
COL5A1	rs863223458	GG+	A	●
COL5A1	rs1085307855	Variant not found		○
COL5A1	rs794727760	II+		●
COL5A1	rs1060502258	Variant not found	T	○
COL5A1	rs863223472	Variant not found		○
COL5A1	rs863223483	TT+	G	●
COL5A1	rs863223478	CC+	T	●
COL5A1	rs377138881	GG+	A	●
COL5A1	rs926426117	Variant not found	A,C	○
COL5A1	rs863223457	Variant not found	T	○
COL5A1	rs61735045	GG+	A	●
COL5A1	rs886042173	Variant not found	A	○
COL5A1	rs183495554	TT+	A,C	●
COL5A1	rs772445337	Variant not found	A	○
COL5A1	rs863223466	GG+	A	●
COL5A1	rs557361751	CC+	T	●
COL5A1	rs863223474	II+		●
COL5A1	rs387906606	CC+	T	●
COL5A2	rs786205104	Variant not found	A	○
COL5A2	rs762080305	GG+	A,C	●
COL5A2	rs1057524163	Variant not found	A	○
COL5A2	rs773726323	CC+	T	●
COL5A2	rs863223501	CC+	T	●
COL5A2	rs779153546	CC+	T	●
COL5A2	rs771415085	Variant not found	A,C,T	○
COL5A2	rs878853978	Variant not found	T	○
COL5A2	rs886039694	Variant not found	T	○
COL5A2	rs780495441	CC+	T	●
COL5A2	rs1040238147	Variant not found	T	○
COL5A2	rs770598613	CC+	G	●
COL5A2	rs151187317	Variant not found	T	○

Gene	SNP	Genotype	Rare Allele	Result
COL5A2	rs863223491	CC+	T	●
COL5A2	rs779614415	Variant not found	G	○
COL5A2	rs747946828	CC+	A,T	●
COL5A2	rs121912930	CC+	G	●
MMP1	rs1799750	---	C	●
MMP3	rs3025058	DI+	G	●
MMP3	rs679620	AG-	C	●
STXBPL	rs11707293	Variant not found	T	○

Sleep Disorder

Gene	SNP	Genotype	Rare Allele	Result
AANAT	rs28936679	Variant not found	A	○
AOC1	rs10156191	Variant not found	T	○
CLOCK	rs1801260	AA+	C,G,T	●
CRY1	rs184039278	Variant not found	C,G	○
FABP7	rs2279381	GG-	T	●
GAD1	rs1978340	Variant not found	A	○
GAD1	rs3762555	Variant not found	A,G	○
GAD1	rs3791878	Variant not found	T	○
GRIA3	rs3848874	GG+	A,T	●
GRIA3	rs687577	CC+	C	●
HCRTR2	rs2653349	GG+	G,T	●
MAT1A	rs118204001	TT-	C	●
PER3	rs10462020	GT+	G	●
PER3	rs10462021	AG+	G	●

Estradiol

Gene	SNP	Genotype	Rare Allele	Result
ESR2	rs1256031	CC-	A,T	●
SHBG	rs1799941	GG+	A	●

Stress

Gene	SNP	Genotype	Rare Allele	Result
CRHR1	rs242924	Variant not found	T	○
DRD2	rs6277	CC-	A	●
FKBP5	rs1360780	CC+	A,C	●
GAD1	rs1978340	Variant not found	A	○
HTR2A	rs6313	CT-	A	●
MAT1A	rs72558181	Variant not found	T	○
NR3C1	rs6198	Variant not found	C	○
OXTR	rs2254298	GG+	A	●

Oxidative Stress

Gene	SNP	Genotype	Rare Allele	Result
ADA	rs73598374	GG-	A,G,T	●
ALDH2	rs671	GG+	A	●
AOC1	rs10156191	Variant not found	T	○
ATF1	rs11169571	CC+	C	●
CAT	rs1001179	AA-	T	●
CAT	rs480575	Variant not found	G,T	○
CBS	rs234706	GG+	A	●
CBS	rs2851391	CT+	C	●
EPHX1	rs1051740	TT+	C	●
EPHX1	rs2234922	AG+	G,T	●
G6PD	rs1050829	AA-	C	●
G6PD	rs2230037	CC-	G	●
GCLC	rs17883901	CC-	A,T	●
GPX1	rs1050450	CC-	A	●
GPX1	rs3448	CT+	T	●
GPX3	rs8177412	Variant not found	C	○
GPX4	rs713041	Variant not found	A,C	○
GSR	rs1002149	TT+	T	●
GSR	rs2978663	TT+	T	●
GSR	rs3594	Variant not found	A	○
GSR	rs4628224	Variant not found	G,T	○
GSR	rs8190924	Variant not found	T	○
GSTM1	rs366631	CT-	G	●
GSTP1	rs1138272	CT+	T	●

Gene	SNP	Genotype	Rare Allele	Result
GSTP1	rs1695	GG+	G	●
HFE	rs1799945	GG+	G	●
HFE	rs1800562	GG+	A	●
IL-6	rs1800795	CG+	G	●
LCT	rs2322659	CT+	C	●
LTA	rs909253	CT-	G,T	●
NFE2L2	rs6721961	GG+	C,G	●
NQO1	rs1800566	CC-	A	●
SELENOF	rs5845	Variant not found	A	○
SIRT6	rs107251	Variant not found	C	○
SLC2A14	rs10846086	Variant not found	G	○
SOD1	rs2070424	Variant not found	G	○
SOD1	rs1041740	CT+	T	●
SOD2	rs2758331	Variant not found	A	○
SOD2	rs4880	CT-	G	●
SOD2	rs8031	Variant not found	T	○
SOD3	rs1799895	CC+	G	●
SOD3	rs2855262	TT+	C	●
TLR4	rs4986790	AA+	G,T	●
TNF	rs1800629	GG+	A	●
ZNF648	rs10911021	CT+	C	●

High Ferritin

Gene	SNP	Genotype	Rare Allele	Result
BMP2	rs235756	Variant not found	C	○
BTBD9	rs3923809	AG+	G	●
HFE	rs1799945	GG+	G	●
HFE	rs1800730	AA+	T	●
IL-6	rs2069849	Variant not found	T	○
INTERGENIC	rs6077060	CC+	T	●
INTERGENIC	rs173107	Variant not found	C	○
INTERGENIC	rs910141	Variant not found	T	○
INTERGENIC	rs4901474	Variant not found	T	○
SLC17A1	rs17342717	CC+	T	●
SLC40A1	rs11568350	Variant not found	A	○
TFR2	rs4434553	Variant not found	G	○
TMPRSS6	rs4820268	GG+	A	●
USF2	rs10405246	AA+	G	●

Iron

Gene	SNP	Genotype	Rare Allele	Result
HFE	rs1799945	GG+	G	●
HFE	rs1800562	GG+	A	●
NOS3	rs1800779	AA+	G	●
NOS3	rs1800783	Variant not found	C,G,T	○
NOS3	rs3918188	Variant not found	A,T	○
TF	rs1049296	CT+	T	●
TF	rs1130459	Variant not found	G	○
TF	rs121918680	GG+	A	●
TF	rs1799852	CC+	T	●
TF	rs3811647	AG+	G	●
TFR2	rs2075674	Variant not found	A	○
TFR2	rs41303501	Variant not found	T	○
TFR2	rs7385804	CC+	C	●
TMPRSS6	rs855791	TT-	G,T	●
TMPRSS6	rs4820268	GG+	A	●

Firmicutes

Gene	SNP	Genotype	Rare Allele	Result
ABCA13	rs17661843	Variant not found	C	○
ADGRV1	rs147264981	Variant not found	A	○
ARL1	rs10507131	Variant not found	C	○
ATXN1	rs6916598	Variant not found	A	○
BRINP1	rs28492782	Variant not found	C	○
BRINP1	rs17386037	Variant not found	C	○
BRINP1	rs28402828	Variant not found	A	○
BRINP1	rs7853632	Variant not found	A	○
BRINP1	rs10125794	Variant not found	A	○

Gene	SNP	Genotype	Rare Allele	Result
BRINP1	rs10120273	Variant not found	G	○
BRINP1	rs10984449	Variant not found	A	○
BRINP1	rs10118514	Variant not found	A	○
BRINP1	rs10115898	Variant not found	T	○
BRINP1	rs17386224	Variant not found	G	○
C12orf49	rs56169403	Variant not found	T	○
C9ORF43	rs112294212	Variant not found	C,T	○
CCDC124	rs11880147	Variant not found	G	○
CCSER1	rs1922233	Variant not found	C	○
CCSER1	rs2123959	Variant not found	A	○
CCSER1	rs10516879	TT+	C	●
CCSER1	rs7677760	Variant not found	G	○
CD36	rs1360741	Variant not found	A,T	○
CHL1	rs73005672	Variant not found	T	○
CNTN6	rs1394174	Variant not found	A	○
CNTNAP2	rs10229688	Variant not found	G	○
CPSF2	rs10148302	Variant not found	G	○
D21S2088E	rs35197943	Variant not found	T	○
DAB1	rs6683259	Variant not found	A	○
DCDC1	rs1448938	Variant not found	G	○
DPP10	rs11123259	Variant not found	T	○
DPP10	rs10496481	GT+	T	●
EPDR1	rs10248138	Variant not found	A	○
ESRRG	rs12145418	Variant not found	G	○
ESRRG	rs12757165	Variant not found	A	○
ESRRG	rs4147271	Variant not found	G	○
ESRRG	rs11117612	Variant not found	T	○
ESRRG	rs10495027	Variant not found	C	○
ESRRG	rs6604635	Variant not found	T	○
FBN2	rs1092414	Variant not found	C	○
FBN2	rs2263510	Variant not found	T	○
FBN2	rs331087	AC+	C	●
FBN2	rs331083	Variant not found	T	○
FBN2	rs813308	Variant not found	T	○
FBN2	rs331078	Variant not found	G	○
FBXL17	rs10058249	GG+	A	●
FUNDC2P2	rs1031532	Variant not found	C	○
GNA12	rs1182182	Variant not found	T	○
GRIP1	rs10748061	Variant not found	G	○
H2AFY2	rs7899016	Variant not found	T	○
HECW2	rs7587067	Variant not found	T	○
HNF4A	rs2071199	Variant not found	C	○
INTERGENIC	rs570165	Variant not found	C	○
INTERGENIC	rs571753	Variant not found	C	○
INTERGENIC	rs17521795	Variant not found	C,G	○
INTERGENIC	rs930479	Variant not found	A	○
INTERGENIC	rs920643	AC+	C	●
INTERGENIC	rs9363741	AG+	G	●
INTERGENIC	rs12541437	Variant not found	T	○
INTERGENIC	rs2921739	Variant not found	G	○
INTERGENIC	rs2921738	Variant not found	G	○
INTERGENIC	rs10767880	Variant not found	T	○
INTERGENIC	rs10767929	Variant not found	G	○
INTERGENIC	rs10928827	Variant not found	G	○
INTERGENIC	rs7083345	Variant not found	T	○
INTERGENIC	rs59042687	Variant not found	A,T	○
INTERGENIC	rs62295801	Variant not found	T	○
INTERGENIC	rs1362404	TT+	T	●
INTERGENIC	rs11769603	Variant not found	C	○
INTERGENIC	rs36035918	Variant not found	T	○
INTERGENIC	rs55908818	Variant not found	G	○
INTERGENIC	rs58489616	Variant not found	C	○
INTERGENIC	rs2091296	Variant not found	C	○
INTERGENIC	rs77874482	Variant not found	G	○
INTERGENIC	rs76533318	Variant not found	C	○
INTERGENIC	rs940764	Variant not found	C	○
INTERGENIC	rs2371727	Variant not found	G	○
INTERGENIC	rs11767967	Variant not found	A	○

Gene	SNP	Genotype	Rare Allele	Result
INTERGENIC	rs17172953	Variant not found	G	○
INTERGENIC	rs10500146	Variant not found	A	○
INTERGENIC	rs55842164	Variant not found	C	○
INTERGENIC	rs79372815	Variant not found	A	○
INTERGENIC	rs4726728	Variant not found	G	○
INTERGENIC	rs16884162	Variant not found	A	○
INTERGENIC	rs61511428	Variant not found	A	○
INTERGENIC	rs17172963	Variant not found	G	○
INTERGENIC	rs9434166	Variant not found	G	○
INTERGENIC	rs910633	Variant not found	G	○
INTERGENIC	rs9434172	Variant not found	G	○
INTERGENIC	rs1517426	Variant not found	C	○
INTERGENIC	rs9847048	Variant not found	T	○
INTERGENIC	rs2108370	Variant not found	G	○
INTERGENIC	rs76906435	Variant not found	A,C,G	○
INTERGENIC	rs10180739	Variant not found	C	○
INTERGENIC	rs2886029	Variant not found	C	○
INTERGENIC	rs10865473	Variant not found	G	○
INTERGENIC	rs11126953	Variant not found	C	○
INTERGENIC	rs11126954	Variant not found	C	○
INTERGENIC	rs12714120	Variant not found	G	○
INTERGENIC	rs2364267	Variant not found	A	○
INTERGENIC	rs6547544	Variant not found	C	○
INTERGENIC	rs6761743	Variant not found	A	○
INTERGENIC	rs6547547	Variant not found	C	○
INTERGENIC	rs7604649	Variant not found	A	○
INTERGENIC	rs2124177	Variant not found	C	○
INTERGENIC	rs11686691	Variant not found	C	○
INTERGENIC	rs2061080	Variant not found	T	○
INTERGENIC	rs2702164	Variant not found	A	○
INTERGENIC	rs1733329	Variant not found	A	○
INTERGENIC	rs2702158	Variant not found	A	○
INTERGENIC	rs921312	Variant not found	T	○
INTERGENIC	rs448261	Variant not found	G	○
INTERGENIC	rs374816	Variant not found	C	○
INTERGENIC	rs443233	Variant not found	T	○
INTERGENIC	rs12888449	Variant not found	C	○
INTERGENIC	rs4485851	Variant not found	G	○
INTERGENIC	rs1813286	Variant not found	T	○
INTERGENIC	rs1371863	AG+	G	●
INTERGENIC	rs2165328	Variant not found	A	○
INTERGENIC	rs746876	Variant not found	C	○
INTERGENIC	rs1440564	Variant not found	C	○
INTERGENIC	rs1473294	Variant not found	A	○
INTERGENIC	rs2790199	Variant not found	T	○
INTERGENIC	rs2790200	Variant not found	C	○
INTERGENIC	rs2790201	Variant not found	G	○
INTERGENIC	rs2590295	Variant not found	C	○
INTERGENIC	rs2790202	Variant not found	G	○
INTERGENIC	rs2486487	Variant not found	C	○
INTERGENIC	rs1934336	Variant not found	T	○
INTERGENIC	rs1934337	Variant not found	G	○
INTERGENIC	rs2590297	Variant not found	C	○
INTERGENIC	rs2790203	Variant not found	T	○
INTERGENIC	rs2590298	Variant not found	A	○
INTERGENIC	rs2486488	Variant not found	T	○
INTERGENIC	rs2790205	Variant not found	A	○
INTERGENIC	rs2790206	Variant not found	A	○
INTERGENIC	rs2790207	Variant not found	A	○
INTERGENIC	rs2790208	Variant not found	A	○
INTERGENIC	rs2590303	Variant not found	C	○
INTERGENIC	rs75233672	Variant not found	C	○
INTERGENIC	rs80005542	Variant not found	C	○
INTERGENIC	rs16969363	Variant not found	A	○
INTERGENIC	rs74113717	Variant not found	T	○
INTERGENIC	rs74113718	Variant not found	C	○
INTERGENIC	rs4879335	TT+	C	●
INTERGENIC	rs35063877	Variant not found	A	○

Gene	SNP	Genotype	Rare Allele	Result
INTERGENIC	rs4498636	Variant not found	A,C	○
INTERGENIC	rs10813066	Variant not found	C	○
INTERGENIC	rs4878386	Variant not found	T	○
INTERGENIC	rs10813078	Variant not found	G	○
INTERGENIC	rs7851861	Variant not found	G	○
INTERGENIC	rs10757854	Variant not found	A,G	○
INTERGENIC	rs10813079	Variant not found	A	○
INTERGENIC	rs4879345	Variant not found	C	○
INTERGENIC	rs7021301	Variant not found	A	○
INTERGENIC	rs58242563	Variant not found	G,T	○
INTERGENIC	rs13287338	TT+	C	●
INTERGENIC	rs35657270	Variant not found	G	○
INTERGENIC	rs13291586	Variant not found	A	○
INTERGENIC	rs55913767	Variant not found	C	○
INTERGENIC	rs7033250	Variant not found	A	○
INTERGENIC	rs7020857	Variant not found	C	○
INTERGENIC	rs10757862	Variant not found	A,T	○
INTERGENIC	rs10813092	Variant not found	T	○
INTERGENIC	rs7036552	Variant not found	C	○
INTERGENIC	rs10757864	Variant not found	T	○
INTERGENIC	rs7036679	Variant not found	G	○
INTERGENIC	rs10757865	Variant not found	A,C	○
INTERGENIC	rs7037055	Variant not found	G	○
INTERGENIC	rs7022573	CT+	C	●
INTERGENIC	rs7037477	Variant not found	A,T	○
INTERGENIC	rs7037397	Variant not found	G,T	○
INTERGENIC	rs7037299	Variant not found	C	○
INTERGENIC	rs7037405	Variant not found	T	○
INTERGENIC	rs7037409	Variant not found	G	○
INTERGENIC	rs7856187	Variant not found	C,G	○
INTERGENIC	rs10491668	Variant not found	G	○
INTERGENIC	rs4669413	Variant not found	T	○
INTERGENIC	rs79387448	Variant not found	T	○
INTERGENIC	rs140595616	Variant not found	A,C	○
INTERGENIC	rs16890473	Variant not found	A	○
INTERGENIC	rs7466051	Variant not found	A	○
INTERGENIC	rs7581129	TT+	C	●
INTERGENIC	rs7646786	Variant not found	G,T	○
INTERGENIC	rs35028939	Variant not found	A	○
INTERGENIC	rs34872301	Variant not found	A	○
INTERGENIC	rs35601296	Variant not found	T	○
INTERGENIC	rs78248889	Variant not found	A	○
INTERGENIC	rs71621790	Variant not found	T	○
INTERGENIC	rs80133529	Variant not found	T	○
INTERGENIC	rs111898735	Variant not found	C	○
INTERGENIC	rs35857373	Variant not found	T	○
INTERGENIC	rs71621800	Variant not found	T	○
INTERGENIC	rs35724236	Variant not found	C	○
INTERGENIC	rs34821671	Variant not found	G	○
INTERGENIC	rs34497059	Variant not found	G	○
INTERGENIC	rs111682016	Variant not found	A	○
INTERGENIC	rs75036654	Variant not found	T	○
INTERGENIC	rs56006724	AA+	G	●
INTERGENIC	rs986417	Variant not found	T	○
INTERGENIC	rs17115310	Variant not found	G	○
INTERGENIC	rs17739409	Variant not found	C	○
INTERGENIC	rs3739034	Variant not found	T	○
INTERGENIC	rs3739036	Variant not found	G	○
INTERGENIC	rs62307736	Variant not found	T	○
INTERGENIC	rs17024885	Variant not found	A	○
INTERGENIC	rs10498416	Variant not found	T	○
INTERGENIC	rs560813	Variant not found	C	○
INTERGENIC	rs17421787	Variant not found	G	○
INTERGENIC	rs11877825	Variant not found	T	○
INTERGENIC	rs79919692	Variant not found	C	○
INTERGENIC	rs79200750	Variant not found	C	○
INTERGENIC	rs139431915	Variant not found	T	○
INTERGENIC	rs62046605	Variant not found	T	○

Gene	SNP	Genotype	Rare Allele	Result
INTERGENIC	rs111321585	Variant not found	C,G	○
INTERGENIC	rs13132148	Variant not found	G	○
INTERGENIC	rs17039065	Variant not found	T	○
INTERGENIC	rs78841413	Variant not found	C	○
INTERGENIC	rs1299403	Variant not found	A	○
INTERGENIC	rs10969143	Variant not found	A	○
INTERGENIC	rs2383812	Variant not found	A	○
INTERGENIC	rs72774901	Variant not found	A	○
INTERGENIC	rs6893213	Variant not found	T	○
INTERGENIC	rs72776721	Variant not found	C	○
INTERGENIC	rs72776725	Variant not found	A	○
INTERGENIC	rs58368959	GT+	G	●
INTERGENIC	rs56097619	Variant not found	T	○
INTERGENIC	rs35208229	Variant not found	C,G	○
INTERGENIC	rs11119301	Variant not found	A	○
INTERGENIC	rs112189232	Variant not found	T	○
INTERGENIC	rs112580639	Variant not found	C	○
INTERGENIC	rs168459	Variant not found	T	○
INTERGENIC	rs890100	Variant not found	A	○
INTERGENIC	rs7605943	Variant not found	T	○
INTERGENIC	rs1978531	Variant not found	G	○
INTERGENIC	rs2162025	Variant not found	A	○
INTERGENIC	rs17268931	Variant not found	A	○
INTERGENIC	rs7580218	Variant not found	G	○
INTERGENIC	rs17039629	Variant not found	A	○
INTERGENIC	rs10490411	Variant not found	G	○
INTERGENIC	rs17048179	Variant not found	A	○
INTERGENIC	rs28473221	Variant not found	G	○
INTERGENIC	rs8048623	Variant not found	T	○
INTERGENIC	rs4410636	Variant not found	T	○
INTERGENIC	rs13160021	Variant not found	G	○
INTERGENIC	rs13170908	Variant not found	G	○
INTERGENIC	rs1926379	GG+	A	●
INTERGENIC	rs56409854	Variant not found	A	○
INTERGENIC	rs57958335	Variant not found	A	○
INTERGENIC	rs7864268	Variant not found	A	○
INTERGENIC	rs7943358	Variant not found	G	○
INTERGENIC	rs1466553	Variant not found	G	○
INTERGENIC	rs1471759	TT+	G	●
INTERGENIC	rs2141673	Variant not found	G	○
INTERGENIC	rs13423976	GG+	T	●
INTERGENIC	rs2716882	Variant not found	A	○
INTERGENIC	rs1826812	CC+	T	●
INTERGENIC	rs6108958	Variant not found	T	○
INTERGENIC	rs7782745	Variant not found	A,T	○
INTERGENIC	rs10112815	Variant not found	G	○
INTERGENIC	rs11608507	Variant not found	C,T	○
INTERGENIC	rs17806643	Variant not found	G	○
INTERGENIC	rs533636	Variant not found	A	○
INTERGENIC	rs521556	Variant not found	T	○
INTERGENIC	rs529657	Variant not found	C	○
INTERGENIC	rs4938790	Variant not found	T	○
INTERGENIC	rs59846192	Variant not found	A	○
INTERGENIC	rs7605872	Variant not found	G	○
INTERGENIC	rs34869836	Variant not found	C,G,T	○
INTERGENIC	rs10233359	Variant not found	A	○
INTERGENIC	rs1450758	Variant not found	T	○
INTERGENIC	rs1889714	Variant not found	A	○
INTERGENIC	rs11831423	CC+	A	●
INTERGENIC	rs10148020	Variant not found	G	○
INTERGENIC	rs730589	Variant not found	T	○
ITGBL1	rs9518446	Variant not found	G	○
ITSN1	rs2834288	Variant not found	G	○
KC6	rs12607607	Variant not found	T	○
KCND3	rs597205	Variant not found	C	○
KSR2	rs895470	Variant not found	G	○
LINC00992	rs34676687	Variant not found	G	○
LINC02757	rs11236806	Variant not found	G	○

Gene	SNP	Genotype	Rare Allele	Result
LOC101928721	rs1346183	Variant not found	C	○
LOC105369896	rs7486170	Variant not found	A	○
LOC112267857	rs5877666	Variant not found	A	○
LZTR1	rs178282	Variant not found	T	○
MAPK4	rs76958526	Variant not found	G	○
MIR100HG	rs7113056	Variant not found	T	○
MMRN1	rs3775467	Variant not found	A	○
MTUS1	rs7464566	Variant not found	C	○
MTUS1	rs13262658	Variant not found	C	○
MTUS1	rs10503602	Variant not found	C	○
MTUS1	rs11203893	Variant not found	A	○
MYO15A	rs854784	Variant not found	T	○
MYO15A	rs854782	Variant not found	A	○
NEDD4	rs11550869	Variant not found	C	○
NEDD4	rs17238461	Variant not found	C	○
NEDD4	rs74998877	Variant not found	A,C	○
NEDD4	rs62046606	Variant not found	A,C	○
NEDD4	rs62046641	Variant not found	A	○
NEDD4	rs62046642	Variant not found	C	○
NEDD4	rs62046643	Variant not found	T	○
NEDD4	rs62046644	Variant not found	C	○
NEDD4	rs62046645	Variant not found	C	○
NEDD4	rs62046648	Variant not found	A	○
NEDD4	rs55782406	Variant not found	C	○
NEDD4	rs62046650	Variant not found	A,C	○
NEDD4	rs114334043	Variant not found	C	○
NEDD4	rs62043760	Variant not found	T	○
NEDD4	rs17238482	Variant not found	T	○
NEDD4	rs62043764	Variant not found	T	○
NEDD4	rs17238489	Variant not found	T	○
NEDD4	rs62043792	Variant not found	G	○
NEDD4	rs62043793	Variant not found	A	○
NEDD4	rs62043796	Variant not found	C	○
NEDD4	rs56244622	Variant not found	T	○
NEDD4	rs62043802	Variant not found	G	○
NEDD4	rs62043810	Variant not found	C	○
NEDD4	rs62043815	Variant not found	A	○
NEDD4	rs17819282	Variant not found	C	○
NEDD4	rs62043816	Variant not found	A	○
NEDD4	rs370368436	Variant not found	G	○
NEDD4	rs62043847	Variant not found	C	○
NEDD4	rs62043854	Variant not found	C,T	○
NEDD4	rs78649755	Variant not found	G	○
NEDD4	rs62043858	Variant not found	C	○
NEDD4	rs55858643	Variant not found	C	○
NEK7	rs55987656	Variant not found	C	○
NELL2	rs12367572	CC+	T	●
NMNAT3	rs62273067	Variant not found	G	○
NRDE2	rs11626933	Variant not found	G	○
PAR3B	rs6715781	Variant not found	C	○
PAR3B	rs79190501	Variant not found	A	○
PCSK2	rs11696277	Variant not found	A	○
PCSK2	rs6080636	Variant not found	T	○
PCSK2	rs6111497	TT+	C	●
PDGFRL	rs4705	Variant not found	G	○
PLEKHA5	rs10743315	Variant not found	A	○
PLEKHA5	rs77022914	Variant not found	C	○
PLEKHA5	rs76494961	Variant not found	A	○
PLEKHA5	rs56930803	Variant not found	A	○
PPP1R18	rs2269706	GG+	A	●
PRKCE	rs59059541	Variant not found	T	○
PROM2	rs2278067	Variant not found	G	○
REC114	rs140159717	Variant not found	T	○
SALL2	rs2293702	Variant not found	T	○
SCCPDH	rs143179968	Variant not found	T	○
SIPA1L3	rs148330122	Variant not found	T	○
SLC9A9	rs73152900	Variant not found	C	○
SLC9C1	rs13100905	Variant not found	A,C	○

Gene	SNP	Genotype	Rare Allele	Result
SLIT3	rs10055309	Variant not found	C	○
SORBS1	rs11188353	Variant not found	A,G,T	○
SPECC1L	rs3747113	Variant not found	A	○
SPEN	rs41269155	Variant not found	A	○
TEKT5	rs2541522	AA+	T	●
TLR4	rs10818073	Variant not found	T	○
TMEM163	rs6747870	AA+	T	●
TNS3	rs78859629	Variant not found	T	○
TRMT10A	rs11935423	Variant not found	T	○
TSPAN9	rs479105	Variant not found	G,T	○
TWSG1	rs62087474	Variant not found	C	○
VEGFC	rs17697515	Variant not found	T	○
YTHDC2	rs17332053	Variant not found	T	○
YTHDC2	rs67881502	Variant not found	C	○
YTHDC2	rs13172774	Variant not found	A	○
ZDHC13	rs10833064	Variant not found	C	○
ZDHC13	rs2271001	Variant not found	A	○
ZNRF1	rs11369277	Variant not found	T	○
ZNRF1	rs79105375	Variant not found	T	○
ZNRF1	rs79712146	Variant not found	A	○
ZNRF1	rs78848616	Variant not found	A,T	○
ZNRF1	rs9745463	Variant not found	A,C,T	○
ZNRF1	rs111540293	Variant not found	A,T	○
ZNRF1	rs7194075	Variant not found	A,T	○
ZNRF1	rs142078163	Variant not found	T	○
ZNRF1	rs4887801	Variant not found	T	○
ZNRF3	rs2294239	AA+	G	●

Folate

Gene	SNP	Genotype	Rare Allele	Result
MTHFR	rs1801133	CC-	A	●

Circulating Glycated Hemoglobin (HbA1c)

Gene	SNP	Genotype	Rare Allele	Result
FN3KRP	rs1046896	CC+	T	●
FNDC5	rs3480	Variant not found	G	○
GCK	rs730497	Variant not found	A	○
GCK	rs1799884	GG-		●
HK1	rs17476364	Variant not found	C	○
INTERGENIC	rs1467311	Variant not found	G	○
MYO9B	rs11667918	TT+	C	●
SLC30A8	rs13266634	CC+	A,T	●

Hyperthyroidism

Gene	SNP	Genotype	Rare Allele	Result
MICOS10	rs12138950	AA+	A	●
PDE8B	rs2046045	Variant not found	T	○
TNF	rs1800629	GG+	A	●
TSHR	rs2288493	Variant not found	T	○

IGF1R

Gene	SNP	Genotype	Rare Allele	Result
IGF1R	rs2229765	GG+	A	●

IL-6

Gene	SNP	Genotype	Rare Allele	Result
ADIPOQ	rs1501299	CC-	A	●
IL-6	rs1800795	CG+	G	●
IL-6	rs1800796	GG+	C	●
IL-6	rs1524107	CC+	T	●
IL-6	rs1800797	AG+	G	●
IL-6	rs12700386	Variant not found	A,G	○
IL-6	rs2069827	Variant not found	A,T	○
IL-6	rs2069861	Variant not found	T	○
IL-6	rs2066992	GG+	T	●
IL-6	rs13306435	Variant not found	A,C	○
IL-6	rs1474347	Variant not found	C	○
IL-6	rs1554606	Variant not found	T	○

Gene	SNP	Genotype	Rare Allele	Result
IL-6	rs2069832	AG+	A	●
IL-6	rs2069837	AA+	G	●
IL-6	rs2069849	Variant not found	T	○

Magnesium

Gene	SNP	Genotype	Rare Allele	Result
ABCB1	rs10248420	AA+	G,T	●
ABCB1	rs1128503	CT-	G	●
ABCB1	rs11983225	TT+	C	●
ABCB1	rs2032583	TT-	G	●
ABCB1	rs2235015	GG-	A,T	●
ABCB1	rs2235040	GG-	A,G,T	●
ABCB1	rs2235067	GG-	T	●
ABCB1	rs3213619	TT-	G	●
ABCB1	rs4148739	AA-	C	●
ACE	rs1799752	Variant not found		○
ACE	rs4343	AG+	A	●
ACHE	rs1799805	Variant not found	T	○
ACHE	rs2571598	Variant not found	G,T	○
ACP7	rs472265	AA+	G	●
ADCY5	rs11708067	AA+	G	●
ADD1	rs4961	GT+	A,T	●
ADD1	rs4963	CG+	G,T	●
ADD2	rs3755351	CC-	T	●
ADIPOQ	rs17366743	TT+	C	●
ADRA2A	rs553668	Variant not found	G,T	○
ADRB2	rs1800888	CC+	T	●
AGT	rs11568020	Variant not found	A,T	○
AGT	rs121912702	Variant not found	A	○
AGT	rs699	CT-	G	●
AGTR1	rs104893677	Variant not found	T	○
AGTR1	rs1492099	Variant not found	A,C	○
AGTR1	rs5186	AA+	C	●
AOC1	rs10156191	Variant not found	T	○
APOE	rs7412	TT+	T	●
APOE4	rs429358	TT+	C	●
ARHGAP30	rs2774279	Variant not found	T	○
ARHGEF3	rs7646054	Variant not found	G	○
ARL15	rs1694089	Variant not found	C	○
ARL15	rs788517	Variant not found	T	○
AS3MT	rs3740393	Variant not found	C,T	○
ASIC2	rs9901756	Variant not found	C	○
ATP2B1	rs2681472	CT-	G	●
ATP6V1B1	rs2266917	Variant not found	T	○
AVPR1A	rs10877969	Variant not found	C	○
AVPR1A	rs11174811	Variant not found	A	○
BAG3	rs2234962	CT+	C	●
BAG6	rs3117583	TT-	G	●
BCAT1	rs7961152	Variant not found	C	○
BCR	rs2156921	Variant not found	A	○
BCR	rs2267012	Variant not found	A	○
BCR	rs2267013	Variant not found	G	○
BCR	rs2267015	Variant not found	G,T	○
BCR	rs3313172	Variant not found		○
BCR	rs3761418	Variant not found	G	○
BDNF	rs13306221	Variant not found	T	○
BDNF	rs6265	GG-	T	●
BMP2	rs235754	Variant not found	A,G	○
BMPR1B	rs11097457	Variant not found	G	○
BMPR1B	rs121434417	Variant not found	A	○
BMPR1B	rs1434536	Variant not found	T	○
BMPR2	rs1006246556	Variant not found	A,T	○
BRAP	rs3782886	AA-	C	●
BTD	rs104893686	TT+	G	●
BTD	rs104893687	CC+	T	●
CACNB2	rs2228645	Variant not found	A,T	○
CALCA	rs3781719	Variant not found	G	○
CAPN10	rs3792267	GG+	A	●

Gene	SNP	Genotype	Rare Allele	Result
CASR	rs17251221	AA+	G	●
CASZ1	rs880315	AA-	C	●
CAV3	rs1008642	Variant not found	A,G,T	○
CBLB	rs3772534	Variant not found	T	○
CCL2	rs1024611	CT-	G	●
CDH13	rs8055236	GG+	A,C,T	●
CDKAL1	rs4712523	AG+	G	●
CDKAL1	rs7756992	AG+	G,T	●
CDKN2A	rs10811661	TT+	T	●
CDKN2A/B	rs2383208	AA+	G,T	●
CDKN2B-AS1	rs10116277	TT+	T	●
CDKN2B-AS1	rs1011970	GT+	T	●
CDKN2B-AS1	rs1063192	TT-	A,T	●
CDKN2B-AS1	rs10757272	TT+	T	●
CDKN2B-AS1	rs10757274	GG+	G	●
CDKN2B-AS1	rs1537375	Variant not found	C,G	○
CDKN2B-AS1	rs2383206	Variant not found	G	○
CELSR2	rs4970834	CC+	T	●
CETP	rs2303790	AA+	G	●
CHRD1	rs387906713	Variant not found	A	○
CHRD1	rs387906714	Variant not found	A	○
CHRM2	rs1824024	GT-	A	●
CHRM2	rs2061174	CT-	A,C	●
CHRM2	rs324650	AT+	A	●
CLCN6	rs13306560	Variant not found	T	○
CLCN6	rs17376328	Variant not found	A	○
CLCN6	rs3737964	Variant not found	A,C,G	○
CLEC16A	rs725613	Variant not found	G	○
CLOCK	rs1801260	AA+	C,G,T	●
CNNM1	rs6584273	Variant not found	A	○
COMT	rs4680	AG+	A	●
CRP	rs3091244	Variant not found	A,T	○
CTLA4	rs11571316	CT-	A,C	●
CTLA4	rs231775	AG+	G	●
CTLA4	rs3087243	AG+	G	●
CYP19A1	rs12594287	Variant not found	A	○
CYP19A1	rs16964201	Variant not found	T	○
CYP19A1	rs17703883	Variant not found	C	○
CYP2R1	rs117913124	Variant not found	A	○
CYP4A11	rs1126742	Variant not found	G	○
DAPK1	rs11141915	AC+	C	●
DAT	rs1064795122	Variant not found	T	○
DCDC5	rs3925584	AG-	C	●
DMD	rs1800278	AA-	C	●
DMD	rs1801187	GG-	T	●
DNAJC5B	rs13279522	TT+	C	●
DNER	rs1861612	AG+	A,C	●
DSG2	rs2230234	AA+	G,T	●
ENPP1	rs997509	Variant not found	T	○
ERBB3	rs2292239	CC-	G	●
ESR1	rs11964281	Variant not found	T	○
F12	rs118204454	Variant not found	G,T	○
F12	rs118204455	Variant not found	C	○
F12	rs1801020	CT-	G	●
F7	rs6046	CT-	A	●
FAM58A	rs1057521251	Variant not found	A	○
FDPS	rs2297480	AC-	G	●
FGF20	rs1721100	Variant not found	G,T	○
FKBP5	rs1360780	CC+	A,C	●
FLJ25967	rs2331291	Variant not found	T	○
FMN2	rs17672135	TT+	C	●
FTCDNL1	rs12615435	Variant not found	G	○
FTO	rs10163409	Variant not found	T	○
FTO	rs1121980	CC-	A	●
GAD1	rs10432420	Variant not found	A	○
GAD1	rs12185692	Variant not found	A	○
GAD1	rs1978340	Variant not found	A	○
GAD1	rs2058725	Variant not found	C	○

Gene	SNP	Genotype	Rare Allele	Result
GAD1	rs2241165	AA-	T	●
GAD1	rs3762555	Variant not found	A,G	○
GAD1	rs3791850	Variant not found	A,C	○
GAD1	rs3791851	Variant not found	C	○
GAD1	rs3791878	Variant not found	T	○
GAD1	rs3828275	Variant not found	T	○
GAD1	rs701492	TT+	T	●
GAD1	rs769407	Variant not found	C	○
GATA2	rs3803	Variant not found	A	○
GATA4	rs104894073	Variant not found	A,G,T	○
GATA4	rs104894074	Variant not found	A	○
GCK	rs4607517	GG+	A,C	●
GCKR	rs780094	AG-	C	●
GPHN	rs104894470	CC+	T	●
GPX1	rs1050450	CC-	A	●
GPX4	rs713041	Variant not found	A,C	○
GRIA3	rs687577	CC+	C	●
GRK5	rs17098707	Variant not found	T	○
GUCY1A3	rs587777320	Variant not found	A,T	○
GUCY1A3	rs587777321	Variant not found	T	○
GUCY1A3	rs587777322	Variant not found		○
HCG17	rs3130380	GG+	A	●
HHEX	rs1111875	Variant not found	T	○
HHEX	rs5015480	TT+	T	●
HIVEP2	rs761993070	CC+	A,G,T	●
HIVEP2	rs878853251	Variant not found		○
HLA-DQA1	rs9272346	AA+	A,C,T	●
HLA-DQB1	rs7454108	CC+	C	●
HNF1A	rs2464196	Variant not found	A	○
HSPD1	rs2340690	Variant not found	G	○
HSPD1	rs2565163	Variant not found	A,C	○
HSPD1	rs788016	Variant not found	A	○
HSPE1	rs2305560	Variant not found	T	○
HTR2A	rs1328674	AG-	C,G	●
HTR2A	rs6314	CC-	A	●
HTR2C	rs3813929	CC+	G,T	●
IFIH1	rs1990760	CC+	T	●
IGF2	rs3741208	CC-	G,T	●
IGF2BP2	rs4402960	GG+	T	●
IL-1B	rs16944	AG+	G	●
IL-2RA	rs2104286	AG-	C	●
IL-4	rs2243250	CC+	T	●
IL-6	rs1800795	CG+	G	●
IL-7R	rs3194051	AA+	G	●
INSIG2	rs7566605	GG+	C	●
INTERGENIC	rs1031681	Variant not found	C	○
INTERGENIC	rs10757278	GG+	G	●
INTERGENIC	rs1333049	CC+	C	●
INTERGENIC	rs1545843	AG+	A	●
INTERGENIC	rs1937506	Variant not found	A	○
INTERGENIC	rs198358	Variant not found	C	○
INTERGENIC	rs2383207	GG+	G	●
INTERGENIC	rs2544677	Variant not found	A,C,T	○
INTERGENIC	rs2592394	CC-	G	●
INTERGENIC	rs2820037	AA+	T	●
INTERGENIC	rs2943634	AC+	C,G	●
INTERGENIC	rs383830	Variant not found	T	○
INTERGENIC	rs501120	AG-	C	●
INTERGENIC	rs632793	Variant not found	G	○
INTERGENIC	rs6746896	AA+	G	●
INTERGENIC	rs6997709	Variant not found	A,T	○
INTERGENIC	rs7250581	Variant not found	G	○
INTERGENIC	rs751891	CC-	T	●
INTERGENIC	rs791595	AG+	G	●
INTERGENIC	rs7923837	AA+	A,T	○
IRS1	rs2943641	CT+	C	●
ITGA11	rs7174755	TT+	C,G	●
ITGB3	rs5918	TT+	C	●

Gene	SNP	Genotype	Rare Allele	Result
JAG1	rs28939668	Variant not found	T	○
JAZF1	rs1635852	CT+	C	●
KCNE1	rs1805127	AG-	A,C,G	●
KCNE2	rs2234916	AA+	G	●
KCNE3	rs2270676	CT-	G	●
KCNJ11	rs1800467	Variant not found	C,T	○
KCNJ11	rs5215	TT+	T	●
KCNJ11	rs5219	CC+	T	●
KCNQ1	rs104894252	GG+	A,C	●
KCNQ1	rs1057128	Variant not found	A	○
KCNQ1	rs2283228	AA+	C	●
KL	rs9527025	Variant not found	C,T	○
KL	rs9536314	TT+	A,G	●
LEPR	rs1137101	AA+	G	●
LIPA	rs1051338	Variant not found	G	○
LIPA	rs1131706	Variant not found	T	○
LIPA	rs3802656	Variant not found	A	○
LIPC	rs1800588	CC+	T	●
LPL	rs326	AG+	G	●
LRP4	rs2306033	Variant not found	A	○
LRP5	rs3736228	CT+	T	●
LRP5	rs4988321	CT-	A,C	●
LRP8	rs5174	GG-	T	●
LUZP2	rs10500991	Variant not found	T	○
LUZP2	rs4561213	Variant not found	G	○
M6PR	rs1805762	Variant not found	G,T	○
MACROD2	rs398124654	Variant not found	C	○
MAGT1	rs137852222	Variant not found	C	○
MAGT1	rs200934080	Variant not found	G,T	○
MAGT1	rs387906724	Variant not found	A	○
MAOA	rs1137070	TT+	C	●
MAOA	rs3027399	GG+	C	●
MAOA	rs909525	GG-	T	●
MC4R	rs2229616	GG-	C	●
MDS1	rs6774494	GG+	A	●
MMP3	rs3025058	DI+	G	●
MMP9	rs17576	Variant not found	G	○
MMP9	rs3918242	Variant not found	T	○
MOV10	rs2932538	CC-	C,G	●
MRAS	rs2306374	TT+	C	●
MTHFD1	rs1076991	AG-	C,G	●
MTHFD1L	rs11754661	GG+	A,T	●
MTHFD1L	rs17349743	TT+	C	●
MTHFD1L	rs6922269	AG+	A	●
MTHFD1L	rs803422	Variant not found	C,G	○
MTHFR	rs1219515	Variant not found	A	○
MTHFR	rs1476413	AG-	G,T	●
MTHFR	rs17037390	Variant not found	A	○
MTHFR	rs1801131	AC-	G	●
MTHFR	rs1801133	CC-	A	●
MTHFR	rs2066470	Variant not found	A,C	○
MTHFR	rs4846049	Variant not found	A,G	○
MTNR1B	rs10830963	CC+	G	●
MTNR1B	rs10830964	CC+	T	●
MTRR	rs1801394	AA+	G	●
MTTP	rs3816873	Variant not found	C	○
MUC1	rs4072037	AA-	A,T	●
MYBPC1	rs11110912	Variant not found	G	○
MYBPC3	rs11570112	CC-	A,C	●
MYO16	rs17485138	Variant not found	T	○
NAA25	rs17696736	AA+	G	●
NAF1	rs7675998	GG+	G,T	●
NEDD4L	rs2288774	CT+	A,C	●
NEDD4L	rs3865418	CC+	C	●
NEDD4L	rs4149601	AA+	A	●
NFE2L2	rs35652124	CT+	C	●
NFE2L2	rs6721961	GG+	C,G	●
NGF	rs11466112	CC-	A	●

Gene	SNP	Genotype	Rare Allele	Result
NGF	rs6330	CC-	A	●
NOS3	rs1799983	GG+	T	●
NOS3	rs1800779	AA+	G	●
NOS3	rs1800783	Variant not found	C,G,T	○
NOS3	rs207044	Variant not found	T	○
NOS3	rs3918188	Variant not found	A,T	○
NOTCH2	rs10923931	Variant not found	T	○
NOTCH2	rs2793831	Variant not found	C	○
NOV	rs2071518	CC+	T	●
NPAS2	rs11123857	Variant not found	G	○
NPPA	rs5065	AA+	G	●
NPPA	rs5068	Variant not found	G,T	○
NR2F2-AS1	rs2398162	Variant not found	G	○
NR3C1	rs2918419	Variant not found	C	○
NR3C1	rs6198	Variant not found	C	○
OLR1	rs11053646	Variant not found	G	○
OPRM1	rs10485057	Variant not found	G	○
OPRM1	rs17174794	Variant not found	G,T	○
OPRM1	rs1799971	GG+	G	●
PAX4	rs2233578	Variant not found	A,T	○
PAX4	rs2233580	GG-	T	●
PDE11A	rs3770018	Variant not found	C	○
PDE9A	rs729861	Variant not found	G	○
PECAM1	rs281865545	Variant not found	G,T	○
PEX5L	rs7630877	GG+	A,C	●
PHACTR1	rs9349379	AA+	A	●
PHTF1	rs6679677	CC+	A	●
PLCL2	rs10510468	Variant not found	A,T	○
PLPP3	rs17114036	AA+	G	●
PLTP	rs3843763	Variant not found	T	○
PPARG	rs13306747	Variant not found	A,G,T	○
PPARG	rs1801282	CG+	C	●
PPARG	rs2197423	Variant not found	A	○
PPARG	rs4684847	Variant not found	T	○
PPARG	rs6802898	Variant not found	T	○
PPARGC1A	rs8192678	GG-	T	●
PRMT7	rs7197653	Variant not found	A,C	○
PSMA6	rs1048990	CG+	G,T	●
PSRC1	rs599839	AA+	A,C	●
PTPN2	rs1893217	CC-	G	●
PTPN2	rs2542151	GG+	T	●
PTPN2	rs478582	Variant not found	C	○
PTPN22	rs2476601	GG+	G	●
PTPRD	rs10116682	Variant not found	A	○
PTPRD	rs10481625	Variant not found	A,C,G	○
PTPRS	rs1143699	Variant not found	A	○
QPCT	rs3770748	Variant not found	G	○
RASGRP1	rs7403531	CC+	C,G	●
RBMS1	rs6718526	Variant not found	C	○
RHOU	rs6426514	GG+	A	●
RPSAP52	rs1531343	CC+	C,T	●
RYR2	rs34967813	AA+	G	●
SCN5A	rs1805124	GG-	T	●
SDHAF4	rs1048886	AA+	G	●
SEZ6L	rs688034	Variant not found	T	○
SH2B3	rs3184504	CC+	A,C,G	●
SHROOM3	rs13146355	GG+	A	●
SHROOM3	rs17319721	GG+	A	●
SLC2A14	rs12815313	Variant not found	G,T	○
SLC30A8	rs13266634	CC+	A,T	●
SLC64A	rs140701	Variant not found	T	○
SMAD3	rs17228212	TT+	C	●
SOD2	rs2758331	Variant not found	A	○
STK39	rs3754777	Variant not found	T	○
STK39	rs6749447	GT+	G	●
TAP2	rs1800454	GG-	T	●
TAP2	rs241428	AA-	A,C,G	●
TAP2	rs241448	Variant not found	G	○

Gene	SNP	Genotype	Rare Allele	Result
TAS2R16	rs846664	TT-	C	●
TCF7L2	rs12255372	GG+	T	●
TCF7L2	rs7901695	TT+	C	●
TCF7L2	rs7903146	CC+	G,T	●
TGFBR3	rs1805110	CC-	A	●
THADA	rs7578597	TT+	C	●
THBS2	rs8089	Variant not found	C	○
TLR2	rs3804100	Variant not found	C	○
TLR4	rs4986790	AA+	G,T	●
TLR4	rs4986791	CC+	T	●
TMPO	rs17028450	CC+	T	●
TNF	rs1800629	GG+	A	●
TNFSF4	rs1234313	AG+	G	●
TNFSF4	rs1234315	Variant not found	T	○
TNFSF4	rs3850641	Variant not found	G	○
TNFSF4	rs3861950	TT+	C	●
TPH1	rs1799913	AC-	A,T	●
TPH1	rs7933505	Variant not found	A	○
TPH2	rs4565946	CT+	A,G,T	●
TPH2	rs4570625	GT+	G	●
TRIB3	rs2295490	AG+	G,T	●
TRPM6	rs1060499646	Variant not found	A,C	○
TRPM6	rs11144134	CT+	C	●
TRPM6	rs121912622	Variant not found	C	○
TRPM6	rs121912623	Variant not found	A	○
TRPM6	rs121912624	Variant not found	A,C	○
TRPM6	rs121912625	CC-	A	●
TRPM6	rs2274924	AA-	C	●
TRPM6	rs3750425	CC+	A,T	●
TRPM6	rs797045204	Variant not found	C	○
TRPM6	rs869025214	GG-	T	●
TRPM7	rs17520099	Variant not found	A,T	○
TRPM7	rs55679040	TT+	C	●
TRPM7	rs8042919	Variant not found	A,T	○
TTN	rs16866412	Variant not found	A	○
TTN	rs2244492	GG-	T	●
TTR	rs1800458	Variant not found	A	○
TXNRD2	rs5748469	AA+	A	●
UBE2E2	rs7612463	AC+	A,G	●
UBQLN1P	rs3130352	CC+	T	●
VDR	rs1544410	AG-	C,T	●
VDR	rs7975232	AC+	A	●
VPS26A	rs4812829	AG+	A	●
VPS33B	rs121434383	Variant not found	A	○
WFS1	rs10010131	Variant not found	G	○
WFS1	rs10012946	Variant not found	C	○
WNT16	rs2707466	GG-	G,T	●
WSCD2	rs3794260	Variant not found	A	○
WSCD2	rs9739493	CC+	C,G	●

Fasting Insulin

Gene	SNP	Genotype	Rare Allele	Result
ARL15	rs157069	Variant not found	A	○
PCSK1	rs6235	Variant not found	G	○
PCSK9	rs11591147	GG+	A,T	●
PCSK9	rs562556	AA+	A	●

SHBG Levels

Gene	SNP	Genotype	Rare Allele	Result
SHBG	rs1799941	GG+	A	●
SHBG	rs727428	AG-	T	●

Cortisol Levels

Gene	SNP	Genotype	Rare Allele	Result
CRHR1	rs7209436	Variant not found	T	○
DGKH	rs1170109	GT+	T	●
FKBP5	rs4713902	Variant not found	C	○
FKBP5	rs9394309	Variant not found	A,G	○

Gene	SNP	Genotype	Rare Allele	Result
FKBP5	rs9470080	Variant not found	T	○
FKBP5	rs7748266	Variant not found	T	○
FKBP5	rs1360780	CC+	A,C	●
HSD11B1	rs846910	AG+	A	●
HTR2C	rs6318	GG+	G,T	●
NR3C1	rs10052957	Variant not found	A	○
OXTR	rs53576	AA+	A	●

Omega 3 / Omega 6 Fats

Gene	SNP	Genotype	Rare Allele	Result
FADS1	rs174547	TT+	C	●

Oxidized LDL

Gene	SNP	Genotype	Rare Allele	Result
APOB	rs676210	AG+	A,T	●

Lactase persistence

Gene	SNP	Genotype	Rare Allele	Result
MCM6	rs182549	TT+	T	●
MCM6	rs4988235	AG+	A	●

Progesterone

Gene	SNP	Genotype	Rare Allele	Result
INTERGENIC	rs17724534	Variant not found	T	○
PGR	rs1042838	GG-	A,G	●
SLC22A10	rs112295236	CC+	A,G	●
ZKSCAN5	rs34670419	GG+	A,T	●

Protein

Gene	SNP	Genotype	Rare Allele	Result
FTO	rs9939609	TT+	A	●

C-reactive protein

Gene	SNP	Genotype	Rare Allele	Result
CRP	rs1130864	CC-	A	●
CRP	rs2808630	CT+	C	●
CRP	rs3093059	TT-	G	●
CRP	rs1205	CT+	T	●
FTO	rs1558902	TT+	A	●
IDO1	rs9657182	CT+	G,T	●
IL-6R	rs4129267	CC+	G,T	●

Pseudofolliculitis Barbae

Gene	SNP	Genotype	Rare Allele	Result
KRT75	rs2232387	GG-	A	●

Hair loss (General)

Gene	SNP	Genotype	Rare Allele	Result
AR	rs6152	GG+	A	●
C1ORF127	rs2003046	CC+	A,G	●
CYP19A1	rs6493497	AG+	A	●
CYP19A1	rs7176005	CT+	T	●
EDA2R	rs1385699	TT+	T	●
GRID1	rs2814331	Variant not found	T	○
HDAC9	rs2073963	GT+	G	●
HR	rs7014851	TT+	C	●
IL-1B	rs1143634	CT-	A	●
INTERGENIC	rs2180439	CC+	T	●
INTERGENIC	rs2223841	AA-	C	●
INTERGENIC	rs925391	CC-	G,T	●
INTERGENIC	rs1998076	Variant not found	G	○
INTERGENIC	rs201571	Variant not found	T	○
INTERGENIC	rs9287638	CC+	A	●
LINC01432	rs1160312	GG+	G	●
LINC01432	rs913063	Variant not found	C	○

Female Pattern Hair Loss (FPHL)

Gene	SNP	Genotype	Rare Allele	Result
------	-----	----------	-------------	--------

Gene	SNP	Genotype	Rare Allele	Result
CYP19A1	rs6493497	AG+	A	●
CYP19A1	rs7176005	CT+	T	●

Reaction to Aluminum

Gene	SNP	Genotype	Rare Allele	Result
A2M	rs669	AA-	C	●
ABCA2	rs908832	Variant not found	C,G	○
ABCA7	rs113809142	Variant not found	G	○
ABCA7	rs115550680	AA+	G	●
ABCA7	rs200538373	Variant not found	A,C	○
ABCA7	rs3752246	Variant not found	C,T	○
ABCA7	rs3764650	TT+	G	●
ABCA7	rs78117248	Variant not found	G	○
APH1B	rs1047552	Variant not found	A,G	○
APOC1	rs4420638	AA+	G	●
APOE	rs7412	TT+	T	●
APOE4	rs429358	TT+	C	●
APP	rs193922916	Variant not found	A,C	○
APP	rs281865161	Variant not found	A,G	○
APP	rs63749964	Variant not found	C	○
APP	rs63750064	Variant not found	G,T	○
APP	rs63750151	Variant not found	G,T	○
APP	rs63750399	Variant not found	A,C	○
APP	rs63750643	Variant not found	C	○
APP	rs63750734	Variant not found	T	○
APP	rs63750847	Variant not found	T	○
APP	rs63750868	Variant not found	C,G	○
APP	rs63751039	Variant not found	C	○
APP	rs63751122	Variant not found	G	○
APP	rs145564988	Variant not found	A,T	○
APP	rs63749810	Variant not found	T	○
APP	rs63750066	GG-	T	●
APP	rs63750264	Variant not found	A,G,T	○
APP	rs63750671	Variant not found	C	○
APP	rs63750851	Variant not found	G	○
APP	rs63750973	Variant not found	A	○
ARHGAP20	rs326946	TT-	C	●
ATP8B4	rs10519262	Variant not found	A	○
BACE1	rs638405	Variant not found	G	○
BDNF	rs11030104	AA+	G	●
BDNF	rs2049045	Variant not found	A,C	○
BDNF	rs6265	GG-	T	●
BIN1	rs744373	CT-	G	●
C5ORF56	rs2188962	Variant not found	T	○
CALHM1	rs2986017	Variant not found	G	○
CARD9	rs10781499	GG+	A	●
CD2AP	rs10948363	AA+	G	●
CD2AP	rs9349407	GG+	C	●
CETP	rs5882	AG+	A	●
CHAT	rs733722	CC+	A,G,T	●
CLU	rs11136000	CC+	C	●
CNTNAP2	rs1057520549	Variant not found	T	○
CNTNAP2	rs1057520743	Variant not found	G	○
CNTNAP2	rs1085307838	Variant not found	C	○
CPS1	rs1047891	CC+	A	●
CR1	rs3818361	CC-	G	●
CR1	rs6656401	GG+	G,T	●
CTNNA3	rs2306402	Variant not found	T	○
CTSD	rs17571	CC-	A	●
DAPK1	rs4877365	Variant not found	A	○
DAPK1	rs4878104	Variant not found	T	○
DKK1	rs1881747	Variant not found	C	○
EIF2AK2	rs2254958	Variant not found	A	○
ENTPD7	rs911541	Variant not found	A	○
FAM171A2	rs5848	Variant not found	T	○
FRMD4A	rs10906466	AG+	C,G	●
GAB2	rs2373115	GG-	A	●
GCKR	rs1260326	CT+	C	●

Gene	SNP	Genotype	Rare Allele	Result
GOLM1	rs10868366	GT+	T	●
GOLM1	rs7019241	CT+	G,T	●
HLA-DQA1	rs6927022	GG+	G	●
IDE	rs4646954	Variant not found	A	○
IFNG	rs1861494	Variant not found	T	○
IL-10RA	rs3135932	AA+	G	●
IL-10RB	rs2834167	AA+	G	●
IL-10RB	rs3171425	Variant not found	G	○
IL-12B	rs10045431	CC+	C	●
IL-1B	rs1143634	CT-	A	●
INTERGENIC	rs2872507	AG+	A	●
INTERGENIC	rs9286879	GG+	G	●
INTERGENIC	rs2279420	Variant not found	G	○
INTERGENIC	rs9886784	Variant not found	C,T	○
LDLR	rs688	CC+	T	●
LRP6	rs2160525	AG+	G	●
LTA	rs1799724	CT+	T	●
MAPT	rs143624519	Variant not found	A	○
MME	rs1836915	Variant not found	C	○
MPO	rs12316150	Variant not found	T	○
MPO	rs2333227	TT+	T	●
MS4A6A	rs610932	CC-	G	●
NOD2	rs2066844	CC+	T	●
NOD2	rs2066845	GG+	C,T	●
NOD2	rs5743289	CT+		●
OLR1	rs1050283	Variant not found	A	○
PCDH11X	rs5984894	AA+	G	●
PCK1	rs8192708	AG+	G	●
PEX6	rs387906809	Variant not found	G	○
PEX6	rs61753224	Variant not found	A	○
PICALM	rs10792832	AG+	G	●
PICALM	rs3851179	AG-	C	●
PLAU	rs2227564	TT+	C	●
PLAU	rs2227562	GG+	A	●
PLD3	rs145999145	GG+	A	●
POLN	rs1923775	TT+	T	●
PPP1R3B	rs3748140	GG-	T	●
PPP1R3B	rs9987289	GG+	G	●
PRRC2C	rs2421847	AA+	G	●
PSEN1	rs121917807	Variant not found	A	○
PSEN1	rs63749805	Variant not found	G,T	○
PSEN1	rs63749824	CC+	G,T	●
PSEN1	rs63749911	Variant not found	C	○
PSEN1	rs63749962	Variant not found	G	○
PSEN1	rs63749967	Variant not found	C	○
PSEN1	rs63750004	Variant not found	A,C	○
PSEN1	rs63750218	Variant not found	C,G	○
PSEN1	rs63750299	Variant not found	G	○
PSEN1	rs63750306	Variant not found	C,G,T	○
PSEN1	rs63750325	Variant not found	A	○
PSEN1	rs63750391	Variant not found	A,C,T	○
PSEN1	rs63750450	Variant not found	G	○
PSEN1	rs63750526	Variant not found	A	○
PSEN1	rs63750550	Variant not found	G,T	○
PSEN1	rs63750730	Variant not found	T	○
PSEN1	rs63750907	Variant not found	T	○
PSEN1	rs63751106	Variant not found	A,C	○
PSEN1	rs63751272	Variant not found	C,T	○
PSEN1	rs63751441	Variant not found	G,T	○
PSEN1	rs63751484	Variant not found	C	○
PSEN1	rs1057518919	Variant not found	G	○
PSEN1	rs121917808	Variant not found	A	○
PSEN1	rs267606983	Variant not found	C	○
PSEN1	rs281875357	Variant not found	G,T	○
PSEN1	rs63749885	Variant not found	T	○
PSEN1	rs63749891	Variant not found	C,T	○
PSEN1	rs63750082	GG+	C,T	●
PSEN1	rs63750083	Variant not found	A,T	○

Gene	SNP	Genotype	Rare Allele	Result
PSEN1	rs63750227	Variant not found	A	○
PSEN1	rs63750231	Variant not found	C,G	○
PSEN1	rs63750265	Variant not found	A,C,G	○
PSEN1	rs63750301	Variant not found	T	○
PSEN1	rs63750418	Variant not found	C	○
PSEN1	rs63750577	Variant not found	T	○
PSEN1	rs63750590	Variant not found	G	○
PSEN1	rs63750599	Variant not found	C	○
PSEN1	rs63750687	CC+	G,T	●
PSEN1	rs63750815	Variant not found	T	○
PSEN1	rs63750886	Variant not found	G	○
PSEN1	rs63750900	GG+	A	●
PSEN1	rs63751037	Variant not found	G	○
PSEN1	rs63751141	Variant not found	C	○
PSEN1	rs63751144	Variant not found	A	○
PSEN1	rs63751163	Variant not found	C	○
PSEN1	rs63751223	Variant not found	C	○
PSEN1	rs63751229	Variant not found	G,T	○
PSEN1	rs63751287	Variant not found	G,T	○
PSEN1	rs63751320	Variant not found	C	○
PSEN1	rs661	GG+	A,T	●
PSEN1	rs777923890	Variant not found	A,T	○
PSEN2	rs150400387	Variant not found	G,T	○
PSEN2	rs574125890	Variant not found	A,T	○
PSEN2	rs61757781	Variant not found	G	○
PSEN2	rs63750197	CC+	T	●
PSEN2	rs63750812	Variant not found	A	○
PSEN2	rs775145486	Variant not found	G	○
PSEN2	rs11405	CT+	A,C	●
PSEN2	rs28936379	AA+	C,G,T	●
PSEN2	rs28936380	CC+	G,T	●
PSEN2	rs367855127	Variant not found	T	○
PSEN2	rs533813519	Variant not found	A	○
PSEN2	rs61761208	Variant not found	T	○
PSEN2	rs63749851	AA+	C	●
PSEN2	rs63749884	GG+	A	●
PSEN2	rs63750215	AA+	T	●
PSEN2	rs63750666	CC+	T	●
PSEN2	rs755101354	Variant not found	G	○
SORL1	rs12285364	Variant not found	T	○
SORL1	rs2070045	Variant not found	G	○
SORL1	rs641120	Variant not found	A	○
SORL1	rs661057	Variant not found	C	○
SORL1	rs668387	Variant not found	A,T	○
SORL1	rs689021	Variant not found	A	○
SST	rs4988514	Variant not found	C	○
STAT3	rs744166	TT-	A	●
TAP2	rs241448	Variant not found	G	○
TET1	rs5030882	Variant not found	T	○
TM2D3	rs139709573	Variant not found	A	○
TNFSF15	rs6478108	CT+	T	●
TOMM40	rs2075650	AA+	G	●
TREM2	rs28937876	Variant not found	A	○
TREM2	rs5143332484	Variant not found		○
TREM2	rs75932628	CC+	A,T	●

Arsenic Reaction

Gene	SNP	Genotype	Rare Allele	Result
AS3MT	rs3740393	Variant not found	C,T	○
AS3MT	rs3740390	Variant not found	T	○
AS3MT	rs10748835	Variant not found	A	○
AS3MT	rs12767543	Variant not found	A	○
AS3MT	rs11191453	Variant not found	A	○
AS3MT	rs11191439	TT+	A,C	●
GSTO2	rs156697	Variant not found	G,T	○

Bisphenol A Reaction

Gene	SNP	Genotype	Rare Allele	Result
------	-----	----------	-------------	--------

Gene	SNP	Genotype	Rare Allele	Result
EPHX1	rs2740171	Variant not found	C	○
GSTP1	rs1695	GG+	G	●
MPO	rs2071409	Variant not found	C	○
SOD2	rs4880	CT-	G	●

Reaction to Lead

Gene	SNP	Genotype	Rare Allele	Result
AGT	rs699	CT-	G	●
ALAD	rs1800435	GG-	G	●
MT2A	rs10636	Variant not found	C	○
MT2A	rs28366003	Variant not found	G	○
MT4	rs396230	Variant not found	C	○
SLC11A2	rs224589	Variant not found	A	○
VDR	rs10735810	Variant not found		○
XPO5	rs2257082	CT-	A	●

Cadmium Reaction

Gene	SNP	Genotype	Rare Allele	Result
GSTP1	rs1695	GG+	G	●
MT1A	rs11076161	Variant not found	G	○
MT2A	rs28366003	Variant not found	G	○
MTF1	rs4653329	Variant not found	T	○
SLC39A14	rs4872479	GG+	T	●
SLC39A14	rs870215	Variant not found	G	○
SLC39A8	rs10014145	Variant not found	A	○
SLC39A8	rs233804	Variant not found	A	○
TFRC	rs3804141	Variant not found		○

Reaction to Mercury

Gene	SNP	Genotype	Rare Allele	Result
ABCC2	rs1885301	AA+	G	●
ABCC2	rs2273697	GG+	A	●
ABCC2	rs717620	AG-	T	●
GCLC	rs761142	AC+	C	●
GCLM	rs41303970	Variant not found	A	○
GSTP1	rs1695	GG+	G	●
MT1M	rs2270837	Variant not found	G	○
MT4	rs11643815	GG+	A	●
SELENOP	rs7579	GG-	T	●
SLC22A6	rs4149170	CC+	T	●
SLC22A8	rs4149182	Variant not found	G	○
SLC7A5	rs33916661	Variant not found	G	○

Dopamine Receptors

Gene	SNP	Genotype	Rare Allele	Result
DRD1	rs11746641	TT+	G	●
DRD1	rs11749676	Variant not found	G	○
DRD1	rs155417	Variant not found	A,C	○
DRD1	rs1799914	Variant not found	T	○
DRD1	rs265981	GG+	G,T	●
DRD1	rs4532	TT+	T	●
DRD1	rs5326	AG-	T	●
DRD1	rs686	AA+	A,C,T	●
DRD2	rs104894220	GG-	T	●
DRD2	rs1076560	AC+	A	●
DRD2	rs1076562	Variant not found	G	○
DRD2	rs1079596	Variant not found	A,T	○
DRD2	rs1079597	AG-	T	●
DRD2	rs1079598	Variant not found	G	○
DRD2	rs1079727	Variant not found	C	○
DRD2	rs11214606	CC+	T	●
DRD2	rs11214613	Variant not found	G	○
DRD2	rs1124493	GT+	G	●
DRD2	rs1125394	AG-	C	●
DRD2	rs12363125	CC+	T	●
DRD2	rs1554929	Variant not found	T	○
DRD2	rs17601612	GG+	C	●
DRD2	rs1800496	Variant not found	A	○

Gene	SNP	Genotype	Rare Allele	Result
DRD2	rs1800498	Variant not found	A	○
DRD2	rs1801028	Variant not found	C	○
DRD2	rs2075652	Variant not found	A	○
DRD2	rs2234689	CG-	C	●
DRD2	rs2242592	Variant not found	A	○
DRD2	rs2283265	GT-	A	●
DRD2	rs2734839	Variant not found	A,T	○
DRD2	rs2734841	GT-	C,G,T	●
DRD2	rs2734842	CG-	C	●
DRD2	rs4436578	TT+	T	●
DRD2	rs4648317	CC-	A	●
DRD2	rs4648318	Variant not found	C	○
DRD2	rs4648319	Variant not found	A,T	○
DRD2	rs6275	CT-	G	●
DRD2	rs6276	Variant not found	T	○
DRD2	rs6277	CC-	A	●
DRD2	rs6279	CG-	C	●
DRD2	rs7131056	AA+	C	●
DRD3	rs167770	AG+	A	●
DRD3	rs167771	AG+	A,T	●
DRD3	rs201252087	Variant not found	G	○
DRD3	rs2134655	Variant not found	A,T	○
DRD3	rs2251177	Variant not found	A,T	○
DRD3	rs2399496	Variant not found	A	○
DRD3	rs2630349	Variant not found	G,T	○
DRD3	rs2630351	Variant not found	G	○
DRD3	rs324029	Variant not found	G	○
DRD3	rs324032	Variant not found	A	○
DRD3	rs3732783	Variant not found	C	○
DRD3	rs3773678	CT-	G	●
DRD3	rs3773679	Variant not found	T	○
DRD3	rs4646996	Variant not found	T	○
DRD3	rs6280	CT+	T	●
DRD3	rs963468	AG+	A	●
DRD3	rs9825563	Variant not found	G	○
DRD3	rs9868039	Variant not found	A,C	○
DRD4	rs11246226	CC+	A	●
DRD4	rs12720390	Variant not found	A	○
DRD4	rs12720403	Variant not found	A,C	○
DRD4	rs12720410	Variant not found	G	○
DRD4	rs1800443	Variant not found	G	○
DRD4	rs1800955	CT+	C,G	●
DRD4	rs3758653	Variant not found	C	○
DRD4	rs4331145	Variant not found	C	○
DRD4	rs554375713	Variant not found	C	○
DRD4	rs587776842	Variant not found	C	○
DRD4	rs747302	Variant not found	A,C,T	○
DRD4	rs752306	GG-	T	●
DRD4	rs762502	Variant not found	T	○
DRD4	rs936462	Variant not found	A,C	○
DRD4	rs936463	Variant not found	T	○
DRD5	rs1967550	Variant not found	A,T	○
DRD5	rs2227852	Variant not found	A	○
DRD5	rs6283	Variant not found	T	○

Melatonin

Gene	SNP	Genotype	Rare Allele	Result
ASMT	rs4446909	Variant not found	G	○
ASMT	rs5989681	Variant not found	G	○
MTNR1A	rs12506228	GT-	A	●
MTNR1B	rs10830963	CC+	G	●
TPH2	rs4570625	GT+	G	●

Insulin Resistance

Gene	SNP	Genotype	Rare Allele	Result
ADIPOQ	rs17300539	GG+	A	●
ADRB2	rs1042713	GG+	A	●
APOA1	rs670	AG-	T	●

Gene	SNP	Genotype	Rare Allele	Result
APOC3	rs2854116	AG-	T	●
APOC3	rs2854117	Variant not found	T	○
C5ORF67	rs459193	TT-	G	●
ENPP1	rs1044498	AC+	C	●
GRB14	rs13389219	CT+	C	●
IL-6	rs1800795	CG+	G	●
IRS1	rs1801278	Variant not found	G,T	○
IRS1	rs2943641	CT+	C	●
PLIN1	rs894160	GG-	T	●

Selenium

Gene	SNP	Genotype	Rare Allele	Result
A2M	rs669	AA-	C	●
ABCA1	rs1883025	AG-	T	●
ABCA2	rs908832	Variant not found	C,G	○
ABCA7	rs113809142	Variant not found	G	○
ABCA7	rs115550680	AA+	G	●
ABCA7	rs200538373	Variant not found	A,C	○
ABCA7	rs3752246	Variant not found	C,T	○
ABCA7	rs3764650	TT+	G	●
ABCA7	rs78117248	Variant not found	G	○
ABCB1	rs1128503	CT-	G	●
ABCB1	rs3213619	TT-	G	●
ACE	rs1799752	Variant not found		○
ACE	rs4343	AG+	A	●
ADD1	rs4961	GT+	A,T	●
ADH1C	rs283413	Variant not found	A,T	○
ADRB2	rs1800888	CC+	T	●
AGAP2	rs12368653	GG+	A,T	●
AHI1	rs117447608	Variant not found	A	○
AHI1	rs121434349	Variant not found	A,T	○
AHI1	rs121434350	Variant not found	T	○
ALDH2	rs16941667	Variant not found	T	○
ALDH2	rs671	GG+	A	●
ALK	rs7577363	Variant not found	A	○
ANKRD1	rs10975200	Variant not found	C,G	○
AOC1	rs10156191	Variant not found	T	○
APH1B	rs1047552	Variant not found	A,G	○
APOC1	rs4420638	AA+	G	●
APOE	rs7412	TT+	T	●
APOE4	rs429358	TT+	C	●
APP	rs193922916	Variant not found	A,C	○
APP	rs281865161	Variant not found	A,G	○
APP	rs63749964	Variant not found	C	○
APP	rs63750064	Variant not found	G,T	○
APP	rs63750151	Variant not found	G,T	○
APP	rs63750399	Variant not found	A,C	○
APP	rs63750643	Variant not found	C	○
APP	rs63750734	Variant not found	T	○
APP	rs63750847	Variant not found	T	○
APP	rs63750868	Variant not found	C,G	○
APP	rs63751039	Variant not found	C	○
APP	rs63751122	Variant not found	G	○
ARHGAP20	rs326946	TT-	C	●
ASIC2	rs9901756	Variant not found	C	○
ATM	rs664143	CC-	G,T	●
ATP2B1	rs2681472	CT-	G	●
ATP8B4	rs10519262	Variant not found	A	○
AURKA	rs2273535	Variant not found	T	○
BACE1	rs638405	Variant not found	G	○
BAG3	rs2234962	CT+	C	●
BATF	rs2300603	TT+	C	●
BCKDK	rs147210405	Variant not found	A	○
BCKDK	rs397514573	Variant not found	G,T	○
BCO1	rs12934922	AA+	G,T	●
BDNF	rs2049045	Variant not found	A,C	○
BDNF	rs6265	GG-	T	●
BIN1	rs744373	CT-	G	●

Gene	SNP	Genotype	Rare Allele	Result
BRAP	rs3782886	AA-	C	●
BRCA2	rs1801406	Variant not found	C,G	○
BTD	rs104893686	TT+	G	●
BTD	rs104893687	CC+	T	●
C1ORF106	rs7522462	AG+	A	●
CACNB2	rs2228645	Variant not found	A,T	○
CALHM1	rs2986017	Variant not found	G	○
CAPZB	rs1472565	Variant not found	A,C	○
CAV3	rs1008642	Variant not found	A,G,T	○
CBLB	rs12487066	Variant not found	C	○
CCDC62	rs12817488	Variant not found	A	○
CCHCR1	rs130067	Variant not found	G	○
CCL2	rs1024611	CT-	G	●
CD2AP	rs10948363	AA+	G	●
CD2AP	rs9349407	GG+	C	●
CD58	rs12044852	CC+	A	●
CD86	rs1129055	GG+	A	●
CD86	rs9282641	GG+	A	●
CDH13	rs8055236	GG+	A,C,T	●
CDKN1A	rs1801270	CC+	A,T	●
CDKN2B-AS1	rs10116277	TT+	T	●
CDKN2B-AS1	rs1011970	GT+	T	●
CDKN2B-AS1	rs1063192	TT-	A,T	●
CDKN2B-AS1	rs10757272	TT+	T	●
CDKN2B-AS1	rs10757274	GG+	G	●
CDKN2B-AS1	rs1537375	Variant not found	C,G	○
CDKN2B-AS1	rs2383206	Variant not found	G	○
CETP	rs2303790	AA+	G	●
CETP	rs5882	AG+	A	●
CHAT	rs733722	CC+	A,G,T	●
CHRDL1	rs387906713	Variant not found	A	○
CHRDL1	rs387906714	Variant not found	A	○
CHST12	rs6952809	CC+	C	●
CLEC16A	rs6498169	Variant not found	A	○
CLEC16A	rs725613	Variant not found	G	○
CLPTM1L	rs401681	CT+	T	●
CLSTN2	rs17411949	CC+	T	●
CLU	rs11136000	CC+	C	●
CNKSR3	rs2275336	GG+	A	●
CNTNAP2	rs1057520549	Variant not found	T	○
CNTNAP2	rs1057520743	Variant not found	G	○
CNTNAP2	rs1085307838	Variant not found	C	○
CPS1	rs1047891	CC+	A	●
CR1	rs3818361	CC-	G	●
CR1	rs6656401	GG+	G,T	●
CRP	rs3091244	Variant not found	A,T	○
CTC1	rs199473673	Variant not found	A	○
CTC1	rs3027247	TT-	C	●
CTLA4	rs231775	AG+	G	●
CTNNA3	rs2306402	Variant not found	T	○
CYP1A1	rs1048943	AA-	A,C,G	●
CYP1A1	rs1800031	TT-	G	●
CYP1A1	rs41279188	CC-	A,T	●
CYP1A1	rs56313657	GG-	A,T	●
CYP1A1	rs72547509	TT-	G,T	●
CYP1B1	rs1056836	CC-	C	●
CYP24A1	rs2296241	GG+	A	●
CYP24A1	rs4809957	AG+	G	●
CYP24A1	rs6068816	CT+	T	●
CYP2E1	rs2070673	TT+	T	●
CYP2R1	rs117913124	Variant not found	A	○
CYP3A4	rs2740574	AA-	T	●
CYP3A5	rs776746	AG-	C	●
DAPK1	rs4877365	Variant not found	A	○
DAPK1	rs4878104	Variant not found	T	○
DBC1	rs10984447	AA+	G	●
DHFR	rs1643649	Variant not found	C	○
DIO1	rs11206244	CC+	T	●

Gene	SNP	Genotype	Rare Allele	Result
DIO1	rs2235544	AC+	A,T	●
DIRC3	rs966423	CT+	G,T	●
DKK1	rs1881747	Variant not found	C	○
DKKL1	rs2303759	TT+	G	●
DLEU1	rs2762051	CC+	T	●
DLG2	rs10501570	Variant not found	C	○
DLG2	rs17148090	AA+	C,G	●
DLG2	rs3885683	Variant not found	C	○
DMD	rs104894788	GG-	T	●
DMD	rs1800278	AA-	C	●
DMD	rs1801187	GG-	T	●
DMGDH	rs921943	AG-	T	●
DNAJC5B	rs13279522	TT+	C	●
DPYD	rs1801266	CC-	A	●
DPYD	rs1801267	GG-	T	●
DPYD	rs1801268	GG-	A	●
DSG2	rs2230234	AA+	G,T	●
E2F3	rs1570155	AG+	A,T	●
EIF2AK2	rs2254958	Variant not found	A	○
ENTPD7	rs911541	Variant not found	A	○
EPHX1	rs1051740	TT+	C	●
EPHX1	rs2234922	AG+	G,T	●
ERG	rs989554	Variant not found	A	○
EVI5	rs10735781	Variant not found	C	○
EVI5	rs6680578	Variant not found	A	○
F12	rs1801020	CT-	G	●
F7	rs6046	CT-	A	●
FAM171A2	rs5848	Variant not found	T	○
FAM47E	rs6812193	CC+	T	●
FAM69A	rs11164838	Variant not found	T	○
FAM69A	rs7536563	Variant not found	G	○
FASLG	rs763110	TT+	T	●
FGF20	rs12720208	Variant not found	A,C,T	○
FGF20	rs1721082	Variant not found	T	○
FGF20	rs1721100	Variant not found	G,T	○
FGF7	rs4338740	CT+	C	●
FLJ25967	rs2331291	Variant not found	T	○
FMN2	rs17672135	TT+	C	●
FOXE1	rs10984009	Variant not found	A	○
FOXE1	rs28937575	Variant not found	A	○
FRMD4A	rs10906466	AG+	C,G	●
G6PD	rs1050828	CC+	T	●
GAB2	rs2373115	GG-	A	●
GALNT3	rs16851009	Variant not found	T	○
GATA2	rs3803	Variant not found	A	○
GATA4	rs104894073	Variant not found	A,G,T	○
GATA4	rs104894074	Variant not found	A	○
GBF1	rs3758549	Variant not found	A	○
GCKR	rs1260326	CT+	C	●
GLUD2	rs9697983	Variant not found	G	○
GNAI3	rs6692804	Variant not found	A	○
GOLM1	rs10868366	GT+	T	●
GOLM1	rs7019241	CT+	G,T	●
GPX1	rs1050450	CC-	A	●
GPX4	rs713041	Variant not found	A,C	○
GSTP1	rs1695	GG+	G	●
HLA	rs2517532	CT-	G	●
HLA-DRA	rs3135391	CC-	A	●
HLA-DRA	rs61731956	GG+	A	●
HLA-DRB1	rs3135388	CC-	A	●
HLA-DRB1	rs660895	GG+	G	●
HNF1A	rs1169300	Variant not found	A	○
HNF1A	rs2464196	Variant not found	A	○
HSPD1	rs2340690	Variant not found	G	○
HSPD1	rs2565163	Variant not found	A,C	○
HSPD1	rs788016	Variant not found	A	○
HSPE1	rs2305560	Variant not found	T	○
IDE	rs4646954	Variant not found	A	○

Gene	SNP	Genotype	Rare Allele	Result
IL-2RA	rs12722489	AG-	T	●
IL-2RA	rs12722561	Variant not found	A,T	○
IL-2RA	rs2104286	AG-	C	●
IL-4	rs2243250	CC+	T	●
IL-6	rs1800795	CG+	G	●
IL-7R	rs6897932	CC+	T	●
IL4R	rs1801275	Variant not found	G	○
INTERGENIC	rs10162002	AG+	A	●
INTERGENIC	rs10757278	GG+	G	●
INTERGENIC	rs13192841	GG+	A	●
INTERGENIC	rs1333049	CC+	C	●
INTERGENIC	rs2119704	CC+	A	●
INTERGENIC	rs2279420	Variant not found	G	○
INTERGENIC	rs2313982	Variant not found	C,G,T	○
INTERGENIC	rs2383207	GG+	G	●
INTERGENIC	rs3129934	Variant not found	C	○
INTERGENIC	rs383830	Variant not found	T	○
INTERGENIC	rs4728142	AG+	A	●
INTERGENIC	rs501120	AG-	C	●
INTERGENIC	rs6847679	Variant not found	T	○
INTERGENIC	rs7250581	Variant not found	G	○
INTERGENIC	rs7850258	Variant not found	G	○
INTERGENIC	rs9886784	Variant not found	C,T	○
INTERGENIC	rs679582	AG+	G	●
IRF5	rs3807306	Variant not found	A,T	○
ITGB3	rs5918	TT+	C	●
IYD	rs121918139	TT+	C	●
IYD	rs121918140	Variant not found	A	○
JAG1	rs28939668	Variant not found	T	○
KCNE1	rs1805127	AG-	A,C,G	●
KCNE2	rs2234916	AA+	G	●
KCNE3	rs2270676	CT-	G	●
KCNQ1	rs1057128	Variant not found	A	○
KL	rs9527025	Variant not found	C,T	○
KL	rs9536314	TT+	A,G	●
KLC1	rs8702	Variant not found	G	○
KLRB1	rs4763655	Variant not found	A	○
LAG3	rs870849	CT+	C	●
LDLR	rs688	CC+	T	●
LIPA	rs1051338	Variant not found	G	○
LIPA	rs1131706	Variant not found	T	○
LIPA	rs3802656	Variant not found	A	○
LRP6	rs2160525	AG+	G	●
LRP8	rs5174	GG-	T	●
LRRK2	rs11564148	AT+	A	●
LRRK2	rs34637584	GG+	A	●
LRRK2	rs34778348	GG+	A	●
LTA	rs1799724	CT+	T	●
MALT1	rs587777337	Variant not found	C	○
MAOA	rs1137070	TT+	C	●
MAOA	rs3027399	GG+	C	●
MAOA	rs909525	GG-	T	●
MAOB	rs1799836	AA-	A,C	●
MAPT	rs393152	AA+	G	●
MC1R	rs1805008	CC+	T	●
MCCC1	rs10513789	GG+	G	●
MDM2	rs2279744	Variant not found	G	○
MERTK	rs119489105	Variant not found	T	○
MERTK	rs527236083	Variant not found		○
MME	rs1836915	Variant not found	C	○
MMP3	rs3025058	DI+	G	●
MMP9	rs17576	Variant not found	G	○
MMP9	rs3918242	Variant not found	T	○
MPO	rs12316150	Variant not found	T	○
MPO	rs2333227	TT+	T	●
MPV17L2	rs874628	TT-	G,T	●
MRAS	rs2306374	TT+	C	●
MS4A6A	rs610932	CC-	G	●

Gene	SNP	Genotype	Rare Allele	Result
MTF1	rs3748682	TT+	C	●
MTHFD1	rs1076991	AG-	C,G	●
MTHFD1L	rs11754661	GG+	A,T	●
MTHFD1L	rs17349743	TT+	C	●
MTHFD1L	rs6922269	AG+	A	●
MTHFD1L	rs803422	Variant not found	C,G	○
MTHFR	rs1476413	AG-	G,T	●
MTHFR	rs17037390	Variant not found	A	○
MTHFR	rs1801131	AC-	G	●
MTHFR	rs1801133	CC-	A	●
MTHFR	rs2066470	Variant not found	A,C	○
MTHFR	rs4846049	Variant not found	A,G	○
MTRR	rs1801394	AA+	G	●
MYBPC3	rs11570112	CC-	A,C	●
NAF1	rs7675998	GG+	G,T	●
NCKAP5	rs10193871	Variant not found	C	○
NFE2L2	rs35652124	CT+	C	●
NLRP1	rs115799546	Variant not found	G,T	○
NOS3	rs1800779	AA+	G	●
NOS3	rs1800783	Variant not found	C,G,T	○
NOS3	rs207044	Variant not found	T	○
NOS3	rs3918188	Variant not found	A,T	○
NPPA	rs5065	AA+	G	●
OLR1	rs1050283	Variant not found	A	○
OLR1	rs11053646	Variant not found	G	○
PCDH11X	rs5984894	AA+	G	●
PCK1	rs8192708	AG+	G	●
PDE4B	rs1321172	Variant not found	G	○
PDE8B	rs4704397	AG+	A	●
PECAM1	rs281865545	Variant not found	G,T	○
PEX6	rs387906809	Variant not found	G	○
PEX6	rs61753224	Variant not found	A	○
PHACTR1	rs9349379	AA+	A	●
PHTF1	rs6679677	CC+	A	●
PICALM	rs10792832	AG+	G	●
PICALM	rs3851179	AG-	C	●
PIK3CA	rs104886003	GG+	A,C	●
PIK3CA	rs1057518041	Variant not found		○
PIK3CA	rs1057519699	Variant not found	A	○
PIK3CA	rs1057519925	Variant not found	A,C	○
PIK3CA	rs1057519926	Variant not found	T	○
PIK3CA	rs1057519927	Variant not found	C,G,T	○
PIK3CA	rs1057519928	Variant not found	C	○
PIK3CA	rs1057519929	Variant not found	A	○
PIK3CA	rs1057519930	Variant not found	T	○
PIK3CA	rs1057519931	Variant not found	C	○
PIK3CA	rs1057519932	Variant not found	G	○
PIK3CA	rs1057519933	Variant not found	G	○
PIK3CA	rs1057519934	Variant not found	C	○
PIK3CA	rs1057519935	Variant not found	G	○
PIK3CA	rs1057519936	Variant not found	G,T	○
PIK3CA	rs1057519937	Variant not found	C	○
PIK3CA	rs1057519938	Variant not found	C,T	○
PIK3CA	rs1057519939	Variant not found	C	○
PIK3CA	rs1057519940	Variant not found	T	○
PIK3CA	rs1057519941	Variant not found	C,G	○
PIK3CA	rs1057519942	GG+	A	●
PIK3CA	rs1064793349	Variant not found	A	○
PIK3CA	rs1064793663	Variant not found	A	○
PIK3CA	rs1064793732	Variant not found	A	○
PIK3CA	rs1064793838	Variant not found	G	○
PIK3CA	rs1064795304	Variant not found	G	○
PIK3CA	rs121913272	Variant not found	C,G	○
PIK3CA	rs121913273	Variant not found	A,C	○
PIK3CA	rs121913274	Variant not found	C,G,T	○
PIK3CA	rs121913275	Variant not found	A,C,T	○
PIK3CA	rs121913277	Variant not found	A,C	○
PIK3CA	rs121913279	Variant not found	G,T	○

Gene	SNP	Genotype	Rare Allele	Result
PIK3CA	rs121913281	Variant not found	T	○
PIK3CA	rs121913282	Variant not found	C	○
PIK3CA	rs121913283	Variant not found	A,T	○
PIK3CA	rs121913284	Variant not found	A,G	○
PIK3CA	rs121913285	Variant not found	G	○
PIK3CA	rs121913286	Variant not found	A,G	○
PIK3CA	rs121913287	Variant not found	A	○
PIK3CA	rs121913288	Variant not found	G	○
PIK3CA	rs12494623	Variant not found	G,T	○
PIK3CA	rs141178472	Variant not found	C	○
PIK3CA	rs17849071	Variant not found	G	○
PIK3CA	rs17849079	Variant not found	T	○
PIK3CA	rs2699887	CT+	T	●
PIK3CA	rs3729679	Variant not found	G	○
PIK3CA	rs3729687	Variant not found	A	○
PIK3CA	rs397514565	Variant not found	A	○
PIK3CA	rs397517200	Variant not found		○
PIK3CA	rs397517201	Variant not found	C,G,T	○
PLAU	rs2227562	GG+	A	●
PLAU	rs2227564	TT+	C	●
PLCL2	rs10510468	Variant not found	A,T	○
PLD3	rs145999145	GG+	A	●
PLPP3	rs17114036	AA+	G	●
POLN	rs1923775	TT+	T	●
PPP1R3B	rs3748140	GG-	T	●
PPP1R3B	rs9987289	GG+	G	●
PRDM2	rs2697962	Variant not found	A,C	○
PRRC2C	rs2421847	AA+	G	●
PSEN1	rs121917807	Variant not found	A	○
PSEN1	rs63749805	Variant not found	G,T	○
PSEN1	rs63749824	CC+	G,T	●
PSEN1	rs63749911	Variant not found	C	○
PSEN1	rs63749962	Variant not found	G	○
PSEN1	rs63749967	Variant not found	C	○
PSEN1	rs63750004	Variant not found	A,C	○
PSEN1	rs63750218	Variant not found	C,G	○
PSEN1	rs63750299	Variant not found	G	○
PSEN1	rs63750306	Variant not found	C,G,T	○
PSEN1	rs63750325	Variant not found	A	○
PSEN1	rs63750391	Variant not found	A,C,T	○
PSEN1	rs63750450	Variant not found	G	○
PSEN1	rs63750526	Variant not found	A	○
PSEN1	rs63750550	Variant not found	G,T	○
PSEN1	rs63750730	Variant not found	T	○
PSEN1	rs63750907	Variant not found	T	○
PSEN1	rs63751106	Variant not found	A,C	○
PSEN1	rs63751272	Variant not found	C,T	○
PSEN1	rs63751441	Variant not found	G,T	○
PSEN1	rs63751484	Variant not found	C	○
PSEN2	rs150400387	Variant not found	G,T	○
PSEN2	rs574125890	Variant not found	A,T	○
PSEN2	rs61757781	Variant not found	G	○
PSEN2	rs63750197	CC+	T	●
PSEN2	rs63750812	Variant not found	A	○
PSEN2	rs775145486	Variant not found	G	○
PSMA6	rs1048990	CG+	G,T	●
PSRC1	rs599839	AA+	A,C	●
PTCSC2	rs925489	CT+	C,T	●
PTEN	rs121909229	GG+	A,C,T	●
PTEN	rs121909232	CC+	G	●
PTEN	rs371387815	Variant not found	G,T	○
RAB25	rs34372695	CC+	G,T	●
RNASEL	rs3738579	CT-	G	●
RNASEL	rs486907	Variant not found	T	○
RPL5	rs6604026	Variant not found	C,G	○
RPS6KB1	rs630923	CC+	A	●
RYR2	rs34967813	AA+	G	●
SAMD12	rs17749211	Variant not found	T	○

Gene	SNP	Genotype	Rare Allele	Result
SCN5A	rs1805124	GG-	T	●
SELENOF	rs5845	Variant not found	A	○
SELENOP	rs3877899	Variant not found		○
SEMA5A	rs6896702	Variant not found	C	○
SEZ6L	rs688034	Variant not found	T	○
SH2B3	rs3184504	CC+	A,C,G	●
SH3GL2	rs1536076	Variant not found	G	○
SLC30A7	rs11581062	AA+	G	●
SLC39A11	rs891684	Variant not found	A	○
SLC39A6	rs1050631	CT-	A	●
SMAD3	rs17228212	TT+	C	●
SNCA	rs104893875	Variant not found	A	○
SNCA	rs356168	Variant not found	A	○
SNCA	rs356219	AA+	G	●
SOD2	rs1799725	Variant not found		○
SOD2	rs2758331	Variant not found	A	○
SORL1	rs12285364	Variant not found	T	○
SORL1	rs2070045	Variant not found	G	○
SORL1	rs641120	Variant not found	A	○
SORL1	rs661057	Variant not found	C	○
SORL1	rs668387	Variant not found	A,T	○
SORL1	rs689021	Variant not found	A	○
STAT4	rs10181656	CG+	C	●
SYK	rs10993738	Variant not found	C	○
TAP2	rs241448	Variant not found	G	○
TERT	rs2736098	AG-	T	●
TET1	rs5030882	Variant not found	T	○
TG	rs11535853	Variant not found		○
TG	rs180223	Variant not found	A,C,G	○
TG	rs2069561	Variant not found	A	○
TG	rs35301433	AA+	G	●
TG	rs853326	Variant not found	G	○
THBS2	rs8089	Variant not found	C	○
TLR4	rs4986790	AA+	G,T	●
TLR4	rs4986791	CC+	T	●
TM2D3	rs139709573	Variant not found	A	○
TMPO	rs17028450	CC+	T	●
TNF	rs1800629	GG+	A	●
TNFSF14	rs2291667	CC-	A	●
TNFSF14	rs344560	GG-	C	●
TNFSF4	rs1234313	AG+	G	●
TNFSF4	rs1234315	Variant not found	T	○
TNFSF4	rs3850641	Variant not found	G	○
TNFSF4	rs3861950	TT+	C	●
TPO	rs104893669	Variant not found	G,T	○
TPO	rs1057518950	Variant not found	T	○
TREM2	rs28937876	Variant not found	A	○
TREM2	rs5143332484	Variant not found		○
TREM2	rs75932628	CC+	A,T	●
TSHR	rs2288493	Variant not found	T	○
TTN	rs16866412	Variant not found	A	○
TTN	rs2244492	GG-	T	●
TTR	rs1800458	Variant not found	A	○
TXNRD2	rs5748469	AA+	A	●
TYR	rs28940879	Variant not found	A,C	○
USP24	rs287235	Variant not found	A,C	○
USP40	rs838552	Variant not found	G	○
VAV3	rs4915077	TT+	C	●
XPC	rs2228000	CC-	A	●
XPC	rs2228001	AA-	T	●
XRCC1	rs1799782	CT-	A	●
ZNF767P	rs354033	CC-	A	●

Polycystic Ovary Syndrome (PCOS)

Gene	SNP	Genotype	Rare Allele	Result
DENND1A	rs2479106	GG+	G	●
FSHR	rs2268361	Variant not found	C	○
INSR	rs1799817	CT-	A	●

Gene	SNP	Genotype	Rare Allele	Result
KISS1	rs12998	GG-	T	●
LEPR	rs1137101	AA+	G	●
LHB	rs1056917	Variant not found	A	○
LHCGR	rs13405728	AA+	G	●
LHCGR	rs2293275	GG-	C	●
MARK2P9	rs2209972	Variant not found	C	○
MTNR1A	rs2119882	Variant not found	C	○
MTNR1B	rs10830963	CC+	G	●
SUOX	rs705702	TT-	G	●
THADA	rs13429458	AA+	C	●
TNF	rs361525	GG+	A	●

Collagen Synthesis

Gene	SNP	Genotype	Rare Allele	Result
COL11A1	rs1676486	Variant not found	G,T	○
COL1A1	rs72645357	GG-	T	●
COL3A1	rs1800255	AG+	A	●

Free T3

Gene	SNP	Genotype	Rare Allele	Result
DIO1	rs2235544	AC+	A,T	●
DIO2	rs225014	CC+	C	●
SLC16A2	rs6647476	CT+	C	●

Reverse T3

Gene	SNP	Genotype	Rare Allele	Result
DIO1	rs2235544	AC+	A,T	●
DIO1	rs11206244	CC+	T	●
SLCO1C1	rs36010656	CC+	A	●

Free T4

Gene	SNP	Genotype	Rare Allele	Result
DIO1	rs2235544	AC+	A,T	●
DIO1	rs11206244	CC+	T	●

TNF-α

Gene	SNP	Genotype	Rare Allele	Result
TNF	rs1800630	CC+	A	●

TSH

Gene	SNP	Genotype	Rare Allele	Result
ATP8B3	rs7253430	Variant not found	A	○
CELF2	rs10905868	AA+	G	●
CREB5	rs2299116	CC+	A	●
HEMGN	rs755109	TT+	C	●
INTERGENIC	rs10510138	Variant not found	A	○
LINC01705	rs2378497	Variant not found	G	○
PTCSC2	rs1443438	AG-	A	●
RPS3AP5	rs11201253	GG-	A	●
SDK1	rs6462411	CT+	C	●
TSHR	rs121908872	GG+	A	●
TSHR	rs179247	Variant not found	G	○

Testosterone

Gene	SNP	Genotype	Rare Allele	Result
CYP17A1	rs6162	GG+	A	●
CYP19A1	rs700518	AA-	C	●
FAM9B	rs5934505	CT+	G	●
FSHR	rs6166	AG-	T	●
HSD17B2	rs1424151	Variant not found	G	○
HSD17B3	rs9409407	GG+	T	●
PDE7B	rs7774640	Variant not found	A	○
SHBG	rs12150660	GG+	T	●
SHBG	rs6258	CC+	T	●
SHBG	rs727428	AG-	T	●

Hashimoto's Thyroiditis

Gene	SNP	Genotype	Rare Allele	Result
------	-----	----------	-------------	--------

Gene	SNP	Genotype	Rare Allele	Result
CTLA4	rs231775	AG+	G	●
CTLA4	rs3087243	AG+	G	●
CTLA4	rs231775	AG+	G	●
CTLA4	rs733618	AG-	C	●
FOXE1	rs10984009	Variant not found	A	○
IL-1B	rs16944	AG+	G	●
MTNR1A	rs13140012	Variant not found	A	○
MTNR1A	rs2119882	Variant not found	C	○
MTNR1A	rs6553010	Variant not found	A	○
MTNR1B	rs1387153	CC+	C,T	●
MTNR1B	rs1562444	Variant not found	A	○
PARP1	rs1136410	Variant not found	G	○
PTPN22	rs2476601	GG+	G	●

Transferrin

Gene	SNP	Genotype	Rare Allele	Result
BMP2	rs235756	Variant not found	C	○
HFE	rs1800562	GG+	A	●
TF	rs3811647	AG+	G	●
TF	rs1799852	CC+	T	●

VEGF

Gene	SNP	Genotype	Rare Allele	Result
VEGFR2	rs1870377	TT+	A	●

Vitamin B12

Gene	SNP	Genotype	Rare Allele	Result
FUT2	rs601338	AG+	A	●

Vitamin D

Gene	SNP	Genotype	Rare Allele	Result
CYP2R1	rs10741657	GG+	G	●
GC	rs2282679	AA-	G	●

Vitamin E

Gene	SNP	Genotype	Rare Allele	Result
COMT	rs4680	AG+	A	●

Vitamin B6

Gene	SNP	Genotype	Rare Allele	Result
ABCA1	rs1883025	AG-	T	●
ABCB1	rs10248420	AA+	G,T	●
ABCB1	rs1128503	CT-	G	●
ABCB1	rs11983225	TT+	C	●
ABCB1	rs2032583	TT-	G	●
ABCB1	rs2235015	GG-	A,T	●
ABCB1	rs2235040	GG-	A,G,T	●
ABCB1	rs2235067	GG-	T	●
ABCB1	rs3213619	TT-	G	●
ABCB1	rs4148739	AA-	C	●
ADA	rs73598374	GG-	A,G,T	●
ADORA2A	rs5751876	Variant not found	C	○
AHCY	rs13043752	Variant not found	A	○
AHCY	rs41312290	Variant not found	C	○
ALPL	rs1697421	GG-	T	●
ALPL	rs1780316	Variant not found	C	○
ALPL	rs1106357	Variant not found	T	○
ALPL	rs1256335	TT-	G	●
ARMS2	rs10490924	GT+	T	●
ARMS2	rs3750847	Variant not found	T	○
BCR	rs2156921	Variant not found	A	○
BCR	rs2267012	Variant not found	A	○
BCR	rs2267013	Variant not found	G	○
BCR	rs2267015	Variant not found	G,T	○
BCR	rs3313172	Variant not found		○
BCR	rs3761418	Variant not found	G	○
BDNF	rs6265	GG-	T	●
C2	rs547154	CC-	T	●

Gene	SNP	Genotype	Rare Allele	Result
C2	rs9332739	GG+	A,C	●
C3	rs2230199	CG-	C,T	●
C3	rs2230201	Variant not found	G,T	○
C3	rs2230205	AG-	T	●
C3	rs2287845	Variant not found	A	○
CBS	rs121964972	CC-	A	●
CBS	rs1801181	Variant not found	A	○
CBS	rs2851391	CT+	C	●
CBS	rs28934891	GG-	T	●
CBS	rs5742905	TT-	G	●
CETP	rs1532624	TT-	A	●
CETP	rs17231520	Variant not found	A	○
CETP	rs1864163	GG+	A	●
CETP	rs2303790	AA+	G	●
CETP	rs5880	GG+	C	●
CETP	rs5882	AG+	A	●
CETP	rs708272	CT-	A	●
CFB	rs4151667	TT+	A	●
CFH	rs1061147	CC+	C	●
CFH	rs1061170	TT+	T	●
CFH	rs1065489	GT+	T	●
CFH	rs1329428	AG-	T	●
CFH	rs3753394	CT+	T	●
CFH	rs800292	CT-	A	●
CHRM2	rs1824024	GT-	A	●
CHRM2	rs2061174	CT-	A,C	●
CHRM2	rs324650	AT+	A	●
CLOCK	rs1801260	AA+	C,G,T	●
COL8A1	rs13081855	GG+	T	●
COL8A1	rs13095226	Variant not found	C	○
COMT	rs4680	AG+	A	●
CRYBB2	rs74315489	Variant not found		○
CRYBB3	rs74315490	GG+		●
CRYGD	rs28931605	Variant not found		○
CX3CR1	rs3732378	AG+	A	●
CX3CR1	rs3732379	CT+	T	●
DAT	rs1064795122	Variant not found	T	○
DCDC2	rs7765678	Variant not found	C	○
DCDC2	rs793862	Variant not found	C,G,T	○
DCDC2	rs807701	Variant not found	A	○
DTNBP1	rs2619522	GT-	C	●
EPHA2	rs116506614	CC+		●
EPHA2	rs3754334	CC-	A	●
FGD6	rs12310399	Variant not found	C	○
FGF20	rs1721100	Variant not found	G,T	○
FKBP5	rs1360780	CC+	A,C	●
GAD1	rs10432420	Variant not found	A	○
GAD1	rs12185692	Variant not found	A	○
GAD1	rs1978340	Variant not found	A	○
GAD1	rs2058725	Variant not found	C	○
GAD1	rs2241165	AA-	T	●
GAD1	rs3762555	Variant not found	A,G	○
GAD1	rs3791850	Variant not found	A,C	○
GAD1	rs3791851	Variant not found	C	○
GAD1	rs3791878	Variant not found	T	○
GAD1	rs3828275	Variant not found	T	○
GAD1	rs701492	TT+	T	●
GAD1	rs769407	Variant not found	C	○
GJA8	rs2132397	Variant not found		○
GJA8	rs6657114	Variant not found		○
GJA8	rs6688578	Variant not found		○
GJA8	rs7541950	Variant not found		○
GJA8	rs864309684	Variant not found		○
GPHN	rs104894470	CC+	T	●
GPX4	rs713041	Variant not found	A,C	○
GRIA3	rs3848874	GG+	A,T	●
GRIA3	rs687577	CC+	C	●
GSR	rs3594	Variant not found	A	○

Gene	SNP	Genotype	Rare Allele	Result
HTR2A	rs1328674	AG-	C,G	●
HTR2A	rs6314	CC-	A	●
HTR2C	rs3813929	CC+	G,T	●
HTRA1	rs11200638	AG+	A	●
HTRA1	rs932275	Variant not found	A	○
IL-1B	rs16944	AG+	G	●
INTERGENIC	rs1031681	Variant not found	C	○
INTERGENIC	rs10468017	CC+	T	●
INTERGENIC	rs12678919	AA+	G	●
INTERGENIC	rs1545843	AG+	A	●
INTERGENIC	rs493258	AG-	C	●
KIAA0319	rs4504469	CC+	G,T	●
KIAA0319	rs761100	TT-	C	●
MAF	rs121917735	Variant not found	G,T	○
MAF	rs121917736	Variant not found	C	○
MAF	rs786205221	Variant not found	T	○
MAOA	rs909525	GG-	T	●
MTHFR	rs1476413	AG-	G,T	●
MTHFR	rs17037390	Variant not found	A	○
MTHFR	rs1801131	AC-	G	●
MTHFR	rs1801133	CC-	A	●
MTHFR	rs2066470	Variant not found	A,C	○
MTHFR	rs4846049	Variant not found	A,G	○
MTRR	rs1801394	AA+	G	●
NBPF3	rs4654748	CT+	T	●
NOTCH4	rs422951	AG-	C	●
NPAS2	rs11123857	Variant not found	G	○
NR3C1	rs6198	Variant not found	C	○
OXTR	rs2254298	GG+	A	●
OXTR	rs237899	GG+	A,C	●
PDE11A	rs3770018	Variant not found	C	○
PDE9A	rs729861	Variant not found	G	○
PITX2	rs6533526	GG+	A	●
REST	rs1713985	AC-	T	●
REST	rs2227902	GG+	T	●
REST	rs3796530	Variant not found	A	○
SERPINF1	rs1136287	CT+	T	●
SKIV2L	rs2734331	TT-	G	●
SKIV2L	rs429608	GG+	A	●
SLC64A	rs25531	Variant not found	C,G	○
SOD2	rs4880	CT-	G	●
TDP2	rs2143340	TT-	G,T	●
TLR3	rs3775291	GG-	G,T	●
TPH1	rs1799913	AC-	A,T	●
TPH1	rs7933505	Variant not found	A	○
TTRAP	rs3212236	Variant not found	C	○
VEGFA	rs3025039	CC+	T	●

Vitamin B7 (Biotin)

Gene	SNP	Genotype	Rare Allele	Result
ABCA1	rs1883025	AG-	T	●
ACHE	rs1799805	Variant not found	T	○
ACHE	rs2571598	Variant not found	G,T	○
ACP7	rs472265	AA+	G	●
ADRA2A	rs553668	Variant not found	G,T	○
AR	rs6152	GG+	A	●
ARL15	rs1694089	Variant not found	C	○
ARMS2	rs3750847	Variant not found	T	○
C2	rs547154	CC-	T	●
C3	rs2230199	CG-	C,T	●
C3	rs2230201	Variant not found	G,T	○
C3	rs2230205	AG-	T	●
C3	rs2287845	Variant not found	A	○
CAPN10	rs3792267	GG+	A	●
CDKAL1	rs4712523	AG+	G	●
CDKAL1	rs7756992	AG+	G,T	●
CDKN2A	rs10811661	TT+	T	●
CDKN2A/B	rs2383208	AA+	G,T	●

Gene	SNP	Genotype	Rare Allele	Result
CDKN2B-AS1	rs2383206	Variant not found	G	○
CETP	rs1532624	TT-	A	●
CETP	rs17231520	Variant not found	A	○
CETP	rs1864163	GG+	A	●
CETP	rs2303790	AA+	G	●
CETP	rs5880	GG+	C	●
CETP	rs5882	AG+	A	●
CETP	rs708272	CT-	A	●
CFH	rs1061147	CC+	C	●
CFH	rs1061170	TT+	T	●
CFH	rs1065489	GT+	T	●
CFH	rs1329428	AG-	T	●
CFH	rs3753394	CT+	T	●
CFH	rs800292	CT-	A	●
COL8A1	rs13081855	GG+	T	●
COL8A1	rs13095226	Variant not found	C	○
CRYBB2	rs74315489	Variant not found		○
CRYGD	rs28931605	Variant not found		○
CX3CR1	rs3732378	AG+	A	●
CX3CR1	rs3732379	CT+	T	●
DNER	rs1861612	AG+	A,C	●
EPHA2	rs3754334	CC-	A	●
FGD6	rs12310399	Variant not found	C	○
FGFR3	rs121913482	CC+	T	●
FGFR3	rs121913483	CC+	A,G,T	●
FTO	rs1121980	CC-	A	●
GAD1	rs10432420	Variant not found	A	○
GAD1	rs12185692	Variant not found	A	○
GAD1	rs2058725	Variant not found	C	○
GAD1	rs2241165	AA-	T	●
GAD1	rs3762555	Variant not found	A,G	○
GAD1	rs3791850	Variant not found	A,C	○
GAD1	rs3791851	Variant not found	C	○
GAD1	rs3791878	Variant not found	T	○
GAD1	rs3828275	Variant not found	T	○
GAD1	rs701492	TT+	T	●
GAD1	rs769407	Variant not found	C	○
GCKR	rs780094	AG-	C	●
GJA8	rs2132397	Variant not found		○
GJA8	rs6657114	Variant not found		○
GJA8	rs6688578	Variant not found		○
GRK5	rs17098707	Variant not found	T	○
GSR	rs3594	Variant not found	A	○
HHEX	rs1111875	Variant not found	T	○
HHEX	rs5015480	TT+	T	●
HTRA1	rs11200638	AG+	A	●
HTRA1	rs932275	Variant not found	A	○
IL-6	rs1800795	CG+	G	●
INTERGENIC	rs12678919	AA+	G	●
INTERGENIC	rs2223841	AA-	C	●
INTERGENIC	rs6113491	Variant not found	C	○
INTERGENIC	rs6625163	AA+	A	●
IRS1	rs2943641	CT+	C	●
JAZF1	rs1635852	CT+	C	●
KCNJ11	rs5215	TT+	T	●
KCNJ11	rs5219	CC+	T	●
KCNQ1	rs2283228	AA+	C	●
MAF	rs121917735	Variant not found	G,T	○
MAF	rs121917736	Variant not found	C	○
MTTP	rs3816873	Variant not found	C	○
NOS3	rs1800783	Variant not found	C,G,T	○
NOS3	rs3918188	Variant not found	A,T	○
NOTCH2	rs10923931	Variant not found	T	○
NOTCH2	rs2793831	Variant not found	C	○
NOTCH4	rs422951	AG-	C	●
PAX4	rs2233578	Variant not found	A,T	○
PAX4	rs2233580	GG-	T	●
PITX2	rs6533526	GG+	A	●

Gene	SNP	Genotype	Rare Allele	Result
PPARG	rs13306747	Variant not found	A,G,T	○
PPARG	rs1801282	CG+	C	●
PPARG	rs2197423	Variant not found	A	○
RBMS1	rs6718526	Variant not found	C	○
REST	rs1713985	AC-	T	●
REST	rs2227902	GG+	T	●
REST	rs3796530	Variant not found	A	○
RHOU	rs6426514	GG+	A	●
RPSAP52	rs1531343	CC+	C,T	●
SKIV2L	rs2734331	TT-	G	●
SKIV2L	rs429608	GG+	A	●
SLC2A14	rs12815313	Variant not found	G,T	○
SLC30A8	rs13266634	CC+	A,T	●
SOD2	rs2758331	Variant not found	A	○
TCF7L2	rs12255372	GG+	T	●
TGFBR3	rs1805110	CC-	A	●
TLR3	rs3775291	GG-	G,T	●
TRIB3	rs2295490	AG+	G,T	●
TRPS1	rs1057518791	Variant not found	T	○
VEGFA	rs3025039	CC+	T	●
VPS26A	rs4812829	AG+	A	●
VPS33B	rs121434383	Variant not found	A	○

Zinc

Gene	SNP	Genotype	Rare Allele	Result
ABCA1	rs1883025	AG-	T	●
ABCB1	rs10248420	AA+	G,T	●
ABCB1	rs1128503	CT-	G	●
ABCB1	rs11983225	TT+	C	●
ABCB1	rs2032583	TT-	G	●
ABCB1	rs2235015	GG-	A,T	●
ABCB1	rs2235040	GG-	A,G,T	●
ABCB1	rs2235067	GG-	T	●
ABCB1	rs3213619	TT-	G	●
ABCB1	rs4148739	AA-	C	●
ACHE	rs1799805	Variant not found	T	○
ACHE	rs2571598	Variant not found	G,T	○
ACP7	rs472265	AA+	G	●
ADA	rs73598374	GG-	A,G,T	●
ADCY5	rs11708067	AA+	G	●
ADIPOQ	rs17366743	TT+	C	●
ADORA2A	rs5751876	Variant not found	C	○
ADRA2A	rs553668	Variant not found	G,T	○
AHCY	rs13043752	Variant not found	A	○
AHCY	rs41312290	Variant not found	C	○
ALDH2	rs671	GG+	A	●
ARL15	rs1694089	Variant not found	C	○
ARL15	rs788517	Variant not found	T	○
ATM	rs664143	CC-	G,T	●
AURKA	rs2273535	Variant not found	T	○
BCO1	rs12934922	AA+	G,T	●
BCR	rs2156921	Variant not found	A	○
BCR	rs2267012	Variant not found	A	○
BCR	rs2267013	Variant not found	G	○
BCR	rs2267015	Variant not found	G,T	○
BCR	rs3313172	Variant not found		○
BCR	rs3761418	Variant not found	G	○
BDNF	rs6265	GG-	T	●
CA1	rs121909577	Variant not found	G,T	○
CA1	rs7841425	Variant not found	A	○
CA1	rs1532423	CT-	A	●
CAPN10	rs3792267	GG+	A	●
CCHCR1	rs130067	Variant not found	G	○
CDKAL1	rs4712523	AG+	G	●
CDKAL1	rs7756992	AG+	G,T	●
CDKN1A	rs1801270	CC+	A,T	●
CDKN2A	rs10811661	TT+	T	●
CDKN2A/B	rs2383208	AA+	G,T	●

Gene	SNP	Genotype	Rare Allele	Result
CDKN2B-AS1	rs2383206	Variant not found	G	○
CFH	rs1061170	TT+	T	●
CHRM2	rs1824024	GT-	A	●
CHRM2	rs2061174	CT-	A,C	●
CHRM2	rs324650	AT+	A	●
CLOCK	rs1801260	AA+	C,G,T	●
CLPTM1L	rs401681	CT+	T	●
CTLA4	rs231775	AG+	G	●
CYP1A1	rs1048943	AA-	A,C,G	●
CYP1A1	rs1800031	TT-	G	●
CYP1A1	rs41279188	CC-	A,T	●
CYP1A1	rs56313657	GG-	A,T	●
CYP1A1	rs72547509	TT-	G,T	●
CYP1B1	rs1056836	CC-	C	●
CYP2E1	rs2070673	TT+	T	●
CYP3A4	rs2740574	AA-	T	●
CYP3A5	rs776746	AG-	C	●
DAT	rs1064795122	Variant not found	T	○
DHFR	rs1643649	Variant not found	C	○
DIRC3	rs966423	CT+	G,T	●
DNER	rs1861612	AG+	A,C	●
DPYD	rs1801266	CC-	A	●
DPYD	rs1801267	GG-	T	●
DPYD	rs1801268	GG-	A	●
E2F3	rs1570155	AG+	A,T	●
ENPP1	rs997509	Variant not found	T	○
EPHX1	rs1051740	TT+	C	●
ESR1	rs11964281	Variant not found	T	○
FAM58A	rs1057521251	Variant not found	A	○
FASLG	rs763110	TT+	T	●
FGF20	rs1721100	Variant not found	G,T	○
FKBP5	rs1360780	CC+	A,C	●
FOXE1	rs10984009	Variant not found	A	○
FTO	rs10163409	Variant not found	T	○
FTO	rs1121980	CC-	A	●
G6PD	rs1050828	CC+	T	●
GAD1	rs10432420	Variant not found	A	○
GAD1	rs12185692	Variant not found	A	○
GAD1	rs1978340	Variant not found	A	○
GAD1	rs2058725	Variant not found	C	○
GAD1	rs2241165	AA-	T	●
GAD1	rs3762555	Variant not found	A,G	○
GAD1	rs3791850	Variant not found	A,C	○
GAD1	rs3791851	Variant not found	C	○
GAD1	rs3791878	Variant not found	T	○
GAD1	rs3828275	Variant not found	T	○
GAD1	rs701492	TT+	T	●
GAD1	rs769407	Variant not found	C	○
GCK	rs4607517	GG+	A,C	●
GCKR	rs780094	AG-	C	●
GPHN	rs104894470	CC+	T	●
GPX1	rs1050450	CC-	A	●
GPX4	rs713041	Variant not found	A,C	○
GRK5	rs17098707	Variant not found	T	○
GSTP1	rs1695	GG+	G	●
HHEX	rs1111875	Variant not found	T	○
HHEX	rs5015480	TT+	T	●
HLA-DRA	rs3135391	CC-	A	●
HLA-DRB1	rs660895	GG+	G	●
HNF1A	rs1169300	Variant not found	A	○
HNF1A	rs2464196	Variant not found	A	○
HTR2A	rs1328674	AG-	C,G	●
HTR2A	rs6314	CC-	A	●
HTR2C	rs3813929	CC+	G,T	●
HTRA1	rs11200638	AG+	A	●
IGF2BP2	rs4402960	GG+	T	●
IL-1B	rs16944	AG+	G	●
IL4R	rs1801275	Variant not found	G	○

Gene	SNP	Genotype	Rare Allele	Result
INSIG2	rs7566605	GG+	C	●
INTERGENIC	rs1031681	Variant not found	C	○
INTERGENIC	rs1545843	AG+	A	●
INTERGENIC	rs791595	AG+	G	●
INTERGENIC	rs7923837	AA+	A,T	●
IRS1	rs2943641	CT+	C	●
JAZF1	rs1635852	CT+	C	●
KCNJ11	rs5215	TT+	T	●
KCNJ11	rs5219	CC+	T	●
KCNQ1	rs104894252	GG+	A,C	●
KCNQ1	rs2283228	AA+	C	●
LEPR	rs1137101	AA+	G	●
MAOA	rs909525	GG-	T	●
MDM2	rs2279744	Variant not found	G	○
MT1A	rs11076161	Variant not found	G	○
MTHFR	rs1476413	AG-	G,T	●
MTHFR	rs17037390	Variant not found	A	○
MTHFR	rs1801131	AC-	G	●
MTHFR	rs4846049	Variant not found	A,G	○
MTNR1B	rs10830963	CC+	G	●
MTRR	rs1801394	AA+	G	●
MTTP	rs3816873	Variant not found	C	○
NAF1	rs7675998	GG+	G,T	●
NBDY	rs4826508	CT+	T	●
NOS3	rs1800783	Variant not found	C,G,T	○
NOS3	rs3918188	Variant not found	A,T	○
NOTCH2	rs10923931	Variant not found	T	○
NOTCH2	rs2793831	Variant not found	C	○
NPAS2	rs11123857	Variant not found	G	○
NR3C1	rs6198	Variant not found	C	○
OXTR	rs2254298	GG+	A	●
OXTR	rs237899	GG+	A,C	●
PAX4	rs2233578	Variant not found	A,T	○
PAX4	rs2233580	GG-	T	●
PDE11A	rs3770018	Variant not found	C	○
PDE9A	rs729861	Variant not found	G	○
PEX5L	rs7630877	GG+	A,C	●
PIK3CA	rs104886003	GG+	A,C	●
PIK3CA	rs1057518041	Variant not found		○
PIK3CA	rs1057519699	Variant not found	A	○
PIK3CA	rs1057519925	Variant not found	A,C	○
PIK3CA	rs1057519926	Variant not found	T	○
PIK3CA	rs1057519927	Variant not found	C,G,T	○
PIK3CA	rs1057519928	Variant not found	C	○
PIK3CA	rs1057519929	Variant not found	A	○
PIK3CA	rs1057519930	Variant not found	T	○
PIK3CA	rs1057519931	Variant not found	C	○
PIK3CA	rs1057519932	Variant not found	G	○
PIK3CA	rs1057519933	Variant not found	G	○
PIK3CA	rs1057519934	Variant not found	C	○
PIK3CA	rs1057519935	Variant not found	G	○
PIK3CA	rs1057519936	Variant not found	G,T	○
PIK3CA	rs1057519937	Variant not found	C	○
PIK3CA	rs1057519938	Variant not found	C,T	○
PIK3CA	rs1057519939	Variant not found	C	○
PIK3CA	rs1057519940	Variant not found	T	○
PIK3CA	rs1057519941	Variant not found	C,G	○
PIK3CA	rs1057519942	GG+	A	●
PIK3CA	rs1064793349	Variant not found	A	○
PIK3CA	rs1064793663	Variant not found	A	○
PIK3CA	rs1064793732	Variant not found	A	○
PIK3CA	rs1064793838	Variant not found	G	○
PIK3CA	rs1064795304	Variant not found	G	○
PIK3CA	rs121913272	Variant not found	C,G	○
PIK3CA	rs121913273	Variant not found	A,C	○
PIK3CA	rs121913274	Variant not found	C,G,T	○
PIK3CA	rs121913275	Variant not found	A,C,T	○
PIK3CA	rs121913277	Variant not found	A,C	○

Gene	SNP	Genotype	Rare Allele	Result
PIK3CA	rs121913279	Variant not found	G,T	○
PIK3CA	rs121913281	Variant not found	T	○
PIK3CA	rs121913282	Variant not found	C	○
PIK3CA	rs121913283	Variant not found	A,T	○
PIK3CA	rs121913284	Variant not found	A,G	○
PIK3CA	rs121913285	Variant not found	G	○
PIK3CA	rs121913286	Variant not found	A,G	○
PIK3CA	rs121913287	Variant not found	A	○
PIK3CA	rs121913288	Variant not found	G	○
PIK3CA	rs12494623	Variant not found	G,T	○
PIK3CA	rs141178472	Variant not found	C	○
PIK3CA	rs17849071	Variant not found	G	○
PIK3CA	rs17849079	Variant not found	T	○
PIK3CA	rs2699887	CT+	T	●
PIK3CA	rs3729679	Variant not found	G	○
PIK3CA	rs3729687	Variant not found	A	○
PIK3CA	rs397514565	Variant not found	A	○
PIK3CA	rs397517200	Variant not found		○
PIK3CA	rs397517201	Variant not found	C,G,T	○
PPARG	rs13306747	Variant not found	A,G,T	○
PPARG	rs1801282	CG+	C	●
PPARG	rs2197423	Variant not found	A	○
PPARG	rs6802898	Variant not found	T	○
PPCDC	rs2120019	CT+	C	●
PTEN	rs121909229	GG+	A,C,T	●
PTEN	rs121909232	CC+	G	●
PTEN	rs371387815	Variant not found	G,T	○
PTPRD	rs10116682	Variant not found	A	○
PTPRD	rs10481625	Variant not found	A,C,G	○
PTPRS	rs1143699	Variant not found	A	○
RASGRP1	rs7403531	CC+	C,G	●
RBMS1	rs6718526	Variant not found	C	○
RHOU	rs6426514	GG+	A	●
RNASEL	rs3738579	CT-	G	●
RPSAP52	rs1531343	CC+	C,T	●
SDHAF4	rs1048886	AA+	G	●
SLC2A14	rs12815313	Variant not found	G,T	○
SLC30A3	rs11126936	Variant not found	T	○
SLC30A3	rs73924411	Variant not found	T	○
SLC30A8	rs13266634	CC+	A,T	●
SLC39A6	rs1050631	CT-	A	●
SLC64A	rs25531	Variant not found	C,G	○
SOD2	rs2758331	Variant not found	A	○
SOD3	rs1799895	CC+	G	●
SOD3	rs2855262	TT+	C	●
STAT4	rs10181656	CG+	C	●
TCF7L2	rs12255372	GG+	T	●
TCF7L2	rs7901695	TT+	C	●
TCF7L2	rs7903146	CC+	G,T	●
TERT	rs2736098	AG-	T	●
TG	rs180223	Variant not found	A,C,G	○
TGFBR3	rs1805110	CC-	A	●
THADA	rs7578597	TT+	C	●
TPH1	rs1799913	AC-	A,T	●
TPH1	rs7933505	Variant not found	A	○
TRIB3	rs2295490	AG+	G,T	●
TYR	rs28940879	Variant not found	A,C	○
UBE2E2	rs7612463	AC+	A,G	●
VPS26A	rs4812829	AG+	A	●
VPS33B	rs121434383	Variant not found	A	○
WFS1	rs10010131	Variant not found	G	○
WFS1	rs10012946	Variant not found	C	○
XPC	rs2228000	CC-	A	●
XPC	rs2228001	AA-	T	●
XRCC1	rs1799782	CT-	A	●

Nitric Oxide (NOS1, NOS2A, and NOS3)

Gene	SNP	Genotype	Rare Allele	Result
------	-----	----------	-------------	--------

Gene	SNP	Genotype	Rare Allele	Result
NOS1	rs41279104	Variant not found	T	○
NOS3	rs1800779	AA+	G	●
NOS3	rs1800783	Variant not found	C,G,T	○
NOS3	rs3918188	Variant not found	A,T	○
NOS3	rs1799983	GG+	T	●
NOS3	rs2070744	TT+	T	●
NOS3	rs4496877	Variant not found	G	○
NOS3	rs11771443	Variant not found	T	○
NOS3	rs3918227	Variant not found	A	○
NOS3	rs743507	Variant not found	T	○

Omega 3

Gene	SNP	Genotype	Rare Allele	Result
ABCA1	rs1883025	AG-	T	●
ADRB2	rs1800888	CC+	T	●
ADRB2	rs1042713	GG+	A	●
AGT	rs699	CT-	G	●
ALOX12	rs2073438	Variant not found	A	○
ALOX15	rs11568131	Variant not found	A	○
ALOX15	rs229427	Variant not found	A	○
ALOX5	rs2291427	Variant not found	G,T	○
APOA1	rs670	AG-	T	●
APOA4	rs5104	Variant not found	T	○
APOA5	rs2075291	Variant not found	A,T	○
APOA5	rs2266788	TT-	A	●
APOA5	rs3135506	GG+	C	●
APOA5	rs651821	TT+	T	●
APOA5	rs662799	AA+	T	●
APOC3	rs5128	CG-	G	●
APOE	rs7412	TT+	T	●
APOE4	rs429358	TT+	C	●
ARMS2	rs10490924	GT+	T	●
ARMS2	rs3750847	Variant not found	T	○
BRAP	rs3782886	AA-	C	●
C2	rs547154	CC-	T	●
C2	rs9332739	GG+	A,C	●
C3	rs2230199	CG-	C,T	●
C3	rs2230201	Variant not found	G,T	○
C3	rs2230205	AG-	T	●
C3	rs2287845	Variant not found	A	○
CDKN2B-AS1	rs10116277	TT+	T	●
CDKN2B-AS1	rs1537375	Variant not found	C,G	○
CETP	rs1532624	TT-	A	●
CETP	rs17231520	Variant not found	A	○
CETP	rs183130	TT+	T	●
CETP	rs1864163	GG+	A	●
CETP	rs2303790	AA+	G	●
CETP	rs4783961	AA+	A	●
CETP	rs5880	GG+	C	●
CETP	rs5882	AG+	A	●
CETP	rs708272	CT-	A	●
CFB	rs4151667	TT+	A	●
CFH	rs1061147	CC+	C	●
CFH	rs1061170	TT+	T	●
CFH	rs1065489	GT+	T	●
CFH	rs1329428	AG-	T	●
CFH	rs3753394	CT+	T	●
CFH	rs800292	CT-	A	●
COL8A1	rs13081855	GG+	T	●
COL8A1	rs13095226	Variant not found	C	○
CRYBB2	rs74315489	Variant not found		○
CRYBB3	rs74315490	GG+		●
CRYGD	rs28931605	Variant not found		○
CX3CR1	rs3732378	AG+	A	●
CX3CR1	rs3732379	CT+	T	●
DOCK7	rs10889353	AC+	C,T	●
EPHA2	rs116506614	CC+		●
EPHA2	rs3754334	CC-	A	●

Gene	SNP	Genotype	Rare Allele	Result
F12	rs1801020	CT-	G	●
F7	rs6046	CT-	A	●
FADS1	rs174546	CC+	T	●
FADS1	rs174547	TT+	C	●
FADS2	rs174570	CC+	T	●
FADS2	rs482548	Variant not found	A,G,T	○
FGD6	rs12310399	Variant not found	C	○
FGF20	rs1721100	Variant not found	G,T	○
FLJ25967	rs2331291	Variant not found	T	○
GCKR	rs1260326	CT+	C	●
GJA8	rs2132397	Variant not found		○
GJA8	rs6657114	Variant not found		○
GJA8	rs6688578	Variant not found		○
GJA8	rs7541950	Variant not found		○
GJA8	rs864309684	Variant not found		○
GSR	rs3594	Variant not found	A	○
HTRA1	rs11200638	AG+	A	●
HTRA1	rs932275	Variant not found	A	○
IL-4	rs2243250	CC+	T	●
IL-6	rs1800795	CG+	G	●
IL-6	rs1554606	Variant not found	T	○
IL-6	rs2069845	AG+	G	●
INTERGENIC	rs10757278	GG+	G	●
INTERGENIC	rs1333049	CC+	C	●
INTERGENIC	rs2383207	GG+	G	●
INTERGENIC	rs493258	AG-	C	●
ITGB3	rs5918	TT+	C	●
JMJD1C	rs10761731	Variant not found	T	○
LEPR	rs3790433	Variant not found	G	○
LPL	rs13702	AG-	A,C	●
LPL	rs285	CT+	T	●
LPL	rs320	GT+	G	●
LPL	rs328	Variant not found	G	○
LRP8	rs5174	GG-	T	●
MAF	rs121917735	Variant not found	G,T	○
MAF	rs121917736	Variant not found	C	○
MAF	rs786205221	Variant not found	T	○
MLXIPL	rs1051921	Variant not found	A	○
MMP3	rs3025058	DI+	G	●
MMP9	rs17576	Variant not found	G	○
MMP9	rs3918242	Variant not found	T	○
MTHFR	rs1801131	AC-	G	●
MTHFR	rs1801133	CC-	A	●
MTHFR	rs2066470	Variant not found	A,C	○
MYRF	rs174537	GG+	T	●
NOS3	rs11771443	Variant not found	T	○
NOS3	rs1799983	GG+	T	●
NOS3	rs1800779	AA+	G	●
NOS3	rs1800783	Variant not found	C,G,T	○
NOS3	rs3918227	Variant not found	A	○
NOS3	rs743507	Variant not found	T	○
NOTCH4	rs422951	AG-	C	●
OLR1	rs11053646	Variant not found	G	○
OR4A46P	rs7395662	GG+	A	●
OXTR	rs2254298	GG+	A	●
PCIF1	rs7679	TT+	C	●
PCSK1	rs2179706	Variant not found	T	○
PCSK9	rs11206510	Variant not found	C	○
PHYHIP	rs4871976	Variant not found	A	○
PITX2	rs6533526	GG+	A	●
PPARA	rs1800206	CC+	G	●
PSMA6	rs1048990	CG+	G,T	●
PSRC1	rs599839	AA+	A,C	●
PTGS2	rs2066826	Variant not found	T	○
PTGS2	rs4648310	Variant not found	C,G	○
RAB11B	rs2967605	GG-	T	●
REST	rs1713985	AC-	T	●
REST	rs2227902	GG+	T	●

Gene	SNP	Genotype	Rare Allele	Result
REST	rs3796530	Variant not found	A	○
SERPINF1	rs1136287	CT+	T	●
SH2B3	rs3184504	CC+	A,C,G	●
SKIV2L	rs2734331	TT-	G	●
SKIV2L	rs429608	GG+	A	●
TLR3	rs3775291	GG-	G,T	●
TLR4	rs4986790	AA+	G,T	●
TMEM241	rs9949617	CC+	T	●
TNF	rs1800629	GG+	A	●
TNF	rs361525	GG+	A	●
TNFSF4	rs1234313	AG+	G	●
TNFSF4	rs1234315	Variant not found	T	○
TNFSF4	rs3850641	Variant not found	G	○
TNFSF4	rs3861950	TT+	C	●
VEGFA	rs3025039	CC+	T	●
ZPR1	rs964184	CC+	C	●

Omega 6

Gene	SNP	Genotype	Rare Allele	Result
ABCA1	rs1883025	AG-	T	●
ABCB1	rs10248420	AA+	G,T	●
ABCB1	rs1128503	CT-	G	●
ABCB1	rs11983225	TT+	C	●
ABCB1	rs2032583	TT-	G	●
ABCB1	rs2235015	GG-	A,T	●
ABCB1	rs2235040	GG-	A,G,T	●
ABCB1	rs2235067	GG-	T	●
ABCB1	rs3213619	TT-	G	●
ABCB1	rs4148739	AA-	C	●
ABCG2	rs2231137	GG-	T	●
ABCG2	rs72552713	GG+	A	●
ABCG8	rs6544713	CC+	C	●
ACE	rs1799752	Variant not found		○
ACE	rs4343	AG+	A	●
ACHE	rs1799805	Variant not found	T	○
ACHE	rs2571598	Variant not found	G,T	○
ACP7	rs472265	AA+	G	●
ADA	rs73598374	GG-	A,G,T	●
ADAMTS12	rs1364044	TT+	A,T	●
ADAMTS12	rs469568	TT-	C	●
ADCY5	rs11708067	AA+	G	●
ADD1	rs4961	GT+	A,T	●
ADD1	rs4963	CG+	G,T	●
ADD2	rs3755351	CC-	T	●
ADIPOQ	rs17366743	TT+	C	●
ADORA2A	rs5751876	Variant not found	C	○
ADRA2A	rs553668	Variant not found	G,T	○
ADRB2	rs1042714	GT+	C,T	●
ADRB2	rs1800888	CC+	T	●
AGT	rs11568020	Variant not found	A,T	○
AGT	rs121912702	Variant not found	A	○
AGT	rs699	CT-	G	●
AGTR1	rs104893677	Variant not found	T	○
AGTR1	rs1492099	Variant not found	A,C	○
AGTR1	rs5186	AA+	C	●
AHCY	rs13043752	Variant not found	A	○
AHCY	rs41312290	Variant not found	C	○
AOC1	rs10156191	Variant not found	T	○
APOC1	rs4420638	AA+	G	●
APOE	rs7412	TT+	T	●
APOE4	rs429358	TT+	C	●
AR	rs5031002	GG+	A	●
ARL15	rs1694089	Variant not found	C	○
ARL15	rs788517	Variant not found	T	○
ASIC2	rs9901756	Variant not found	C	○
ATP2B1	rs2681472	CT-	G	●
ATP2B1	rs7965584	AG+	G	●
ATP6V1B1	rs2266917	Variant not found	T	○

Gene	SNP	Genotype	Rare Allele	Result
BAG3	rs2234962	CT+	C	●
BAG6	rs3117583	TT-	G	●
BCAT1	rs7961152	Variant not found	C	○
BCR	rs2156921	Variant not found	A	○
BCR	rs2267012	Variant not found	A	○
BCR	rs2267013	Variant not found	G	○
BCR	rs2267015	Variant not found	G,T	○
BCR	rs3313172	Variant not found		○
BCR	rs3761418	Variant not found	G	○
BDNF	rs13306221	Variant not found	T	○
BDNF	rs6265	GG-	T	●
BMPR1B	rs11097457	Variant not found	G	○
BMPR1B	rs121434417	Variant not found	A	○
BMPR1B	rs1434536	Variant not found	T	○
BMPR2	rs1006246556	Variant not found	A,T	○
BRAP	rs3782886	AA-	C	●
BRCA2	rs4942486	CT+	C	●
BTB	rs104893686	TT+	G	●
BTB	rs104893687	CC+	T	●
CACNB2	rs2228645	Variant not found	A,T	○
CALCA	rs3781719	Variant not found	G	○
CAPN10	rs3792267	GG+	A	●
CASZ1	rs880315	AA-	C	●
CAV3	rs1008642	Variant not found	A,G,T	○
CBS	rs1801181	Variant not found	A	○
CBS	rs2851391	CT+	C	●
CBS	rs28934891	GG-	T	●
CBS	rs5742905	TT-	G	●
CCL2	rs1024611	CT-	G	●
CDH13	rs8055236	GG+	A,C,T	●
CDKAL1	rs4712523	AG+	G	●
CDKAL1	rs7756992	AG+	G,T	●
CDKN2A	rs10811661	TT+	T	●
CDKN2A/B	rs2383208	AA+	G,T	●
CDKN2B-AS1	rs10116277	TT+	T	●
CDKN2B-AS1	rs1011970	GT+	T	●
CDKN2B-AS1	rs1063192	TT-	A,T	●
CDKN2B-AS1	rs10757272	TT+	T	●
CDKN2B-AS1	rs10757274	GG+	G	●
CDKN2B-AS1	rs1537375	Variant not found	C,G	○
CDKN2B-AS1	rs2383206	Variant not found	G	○
CETP	rs2303790	AA+	G	●
CHRD1	rs387906713	Variant not found	A	○
CHRD1	rs387906714	Variant not found	A	○
CHRM2	rs1824024	GT-	A	●
CHRM2	rs2061174	CT-	A,C	●
CHRM2	rs324650	AT+	A	●
CLCN6	rs13306560	Variant not found	T	○
CLCN6	rs17376328	Variant not found	A	○
CLCN6	rs3737964	Variant not found	A,C,G	○
CLOCK	rs1801260	AA+	C,G,T	●
CPS1	rs1047891	CC+	A	●
CR1L	rs4844614	GT+	T	●
CRP	rs3091244	Variant not found	A,T	○
CYP2R1	rs117913124	Variant not found	A	○
CYP4A11	rs1126742	Variant not found	G	○
CYP51A1	rs1041296	TT-	G	●
DAPK1	rs11141915	AC+	C	●
DAT	rs1064795122	Variant not found	T	○
DMD	rs1800278	AA-	C	●
DMD	rs1801187	GG-	T	●
DNAH11	rs12670798	TT+	C	●
DNAJC5B	rs13279522	TT+	C	●
DNER	rs1861612	AG+	A,C	●
DSG2	rs2230234	AA+	G,T	●
ENPP1	rs997509	Variant not found	T	○
ERRFI1	rs225132	Variant not found	G	○
ESR1	rs11964281	Variant not found	T	○

Gene	SNP	Genotype	Rare Allele	Result
F12	rs1801020	CT-	G	●
F13A1	rs121913066	Variant not found	A,T	○
F13B	rs121913075	Variant not found	A	○
F13B	rs6003	AA-	T	●
F2	rs1799963	GG+	A	●
F5	rs2269648	Variant not found	T	○
F5	rs2420369	Variant not found	A	○
F5	rs4524	AG-	C	●
F5	rs6025	GG-	T	●
F5	rs7542281	CT+	T	●
F7	rs6046	CT-	A	●
F9	rs6048	Variant not found	G	○
FABP2	rs1799883	GG-	A,C,G	●
FADS1	rs174546	CC+	T	●
FADS2	rs174570	CC+	T	●
FADS2	rs482548	Variant not found	A,G,T	○
FAM58A	rs1057521251	Variant not found	A	○
FGF20	rs1721100	Variant not found	G,T	○
FKBP5	rs1360780	CC+	A,C	●
FLJ25967	rs2331291	Variant not found	T	○
FMN2	rs17672135	TT+	C	●
FTO	rs10163409	Variant not found	T	○
FTO	rs1121980	CC-	A	●
FUT8	rs12894182	Variant not found	A	○
GAD1	rs10432420	Variant not found	A	○
GAD1	rs12185692	Variant not found	A	○
GAD1	rs1978340	Variant not found	A	○
GAD1	rs2058725	Variant not found	C	○
GAD1	rs2241165	AA-	T	●
GAD1	rs3762555	Variant not found	A,G	○
GAD1	rs3791850	Variant not found	A,C	○
GAD1	rs3791851	Variant not found	C	○
GAD1	rs3791878	Variant not found	T	○
GAD1	rs3828275	Variant not found	T	○
GAD1	rs701492	TT+	T	●
GAD1	rs769407	Variant not found	C	○
GATA2	rs3803	Variant not found	A	○
GATA4	rs104894073	Variant not found	A,G,T	○
GATA4	rs104894074	Variant not found	A	○
GCK	rs4607517	GG+	A,C	●
GCKR	rs780094	AG-	C	●
GPHN	rs104894470	CC+	T	●
GPX1	rs1050450	CC-	A	●
GPX4	rs713041	Variant not found	A,C	○
GRK5	rs17098707	Variant not found	T	○
GUCY1A3	rs587777320	Variant not found	A,T	○
GUCY1A3	rs587777321	Variant not found	T	○
GUCY1A3	rs587777322	Variant not found		○
HABP2	rs7080536	GG+	A	●
HDAC9	rs2073963	GT+	G	●
HHEX	rs1111875	Variant not found	T	○
HHEX	rs5015480	TT+	T	●
HIVEP2	rs761993070	CC+	A,G,T	●
HIVEP2	rs878853251	Variant not found		○
HSPD1	rs2340690	Variant not found	G	○
HSPD1	rs2565163	Variant not found	A,C	○
HSPD1	rs788016	Variant not found	A	○
HSPE1	rs2305560	Variant not found	T	○
HTR2A	rs1328674	AG-	C,G	●
HTR2A	rs6314	CC-	A	●
HTR2C	rs3813929	CC+	G,T	●
ICAM1	rs5030341	Variant not found	C,T	○
IGF2BP2	rs4402960	GG+	T	●
IL-1B	rs16944	AG+	G	●
IL-4	rs2243250	CC+	T	●
INSIG2	rs7566605	GG+	C	●
INTERGENIC	rs1031681	Variant not found	C	○
INTERGENIC	rs10757278	GG+	G	●

Gene	SNP	Genotype	Rare Allele	Result
INTERGENIC	rs1333049	CC+	C	●
INTERGENIC	rs1545843	AG+	A	●
INTERGENIC	rs1937506	Variant not found	A	○
INTERGENIC	rs198358	Variant not found	C	○
INTERGENIC	rs2383207	GG+	G	●
INTERGENIC	rs2820037	AA+	T	●
INTERGENIC	rs383830	Variant not found	T	○
INTERGENIC	rs501120	AG-	C	●
INTERGENIC	rs632793	Variant not found	G	○
INTERGENIC	rs6997709	Variant not found	A,T	○
INTERGENIC	rs7250581	Variant not found	G	○
INTERGENIC	rs751891	CC-	T	●
INTERGENIC	rs791595	AG+	G	●
INTERGENIC	rs7923837	AA+	A,T	●
IRS1	rs2943641	CT+	C	●
ITGA11	rs7174755	TT+	C,G	●
ITGB3	rs5918	TT+	C	●
JAG1	rs28939668	Variant not found	T	○
JAZF1	rs1635852	CT+	C	●
KCNE1	rs1805127	AG-	A,C,G	●
KCNE2	rs2234916	AA+	G	●
KCNE3	rs2270676	CT-	G	●
KCNJ11	rs5215	TT+	T	●
KCNJ11	rs5219	CC+	T	●
KCNQ1	rs104894252	GG+	A,C	●
KCNQ1	rs1057128	Variant not found	A	○
KCNQ1	rs2283228	AA+	C	●
KL	rs9527025	Variant not found	C,T	○
KL	rs9536314	TT+	A,G	●
LDLR	rs6511720	GG+	T	●
LEPR	rs1137101	AA+	G	●
LEPR	rs3790433	Variant not found	G	○
LIPA	rs1051338	Variant not found	G	○
LIPA	rs1131706	Variant not found	T	○
LIPA	rs3802656	Variant not found	A	○
LPL	rs268	AA+	G	●
LRP8	rs5174	GG-	T	●
M6PR	rs1805762	Variant not found	G,T	○
MACROD2	rs398124654	Variant not found	C	○
MAOA	rs1137070	TT+	C	●
MAOA	rs3027399	GG+	C	●
MAOA	rs909525	GG-	T	●
MMP3	rs3025058	DI+	G	●
MMP9	rs17576	Variant not found	G	○
MMP9	rs3918242	Variant not found	T	○
MOV10	rs2932538	CC-	C,G	●
MRAS	rs2306374	TT+	C	●
MTHFD1	rs1076991	AG-	C,G	●
MTHFD1L	rs11754661	GG+	A,T	●
MTHFD1L	rs17349743	TT+	C	●
MTHFD1L	rs6922269	AG+	A	●
MTHFD1L	rs803422	Variant not found	C,G	○
MTHFR	rs1476413	AG-	G,T	●
MTHFR	rs17037390	Variant not found	A	○
MTHFR	rs1801131	AC-	G	●
MTHFR	rs1801133	CC-	A	●
MTHFR	rs2066470	Variant not found	A,C	○
MTHFR	rs4846049	Variant not found	A,G	○
MTNR1B	rs10830963	CC+	G	●
MTRR	rs1801394	AA+	G	●
MTTP	rs3816873	Variant not found	C	○
MYBPC1	rs11110912	Variant not found	G	○
MYBPC3	rs11570112	CC-	A,C	●
MYO16	rs17485138	Variant not found	T	○
NAA25	rs17696736	AA+	G	●
NAF1	rs7675998	GG+	G,T	●
NEDD4L	rs2288774	CT+	A,C	●
NEDD4L	rs3865418	CC+	C	●

Gene	SNP	Genotype	Rare Allele	Result
NEDD4L	rs4149601	AA+	A	●
NFE2L2	rs35652124	CT+	C	●
NFE2L2	rs6721961	GG+	C,G	●
NGF	rs11466112	CC-	A	●
NGF	rs6330	CC-	A	●
NINJ2	rs12425791	AG+	A,C	●
NOS3	rs1799983	GG+	T	●
NOS3	rs1800779	AA+	G	●
NOS3	rs1800783	Variant not found	C,G,T	○
NOS3	rs207044	Variant not found	T	○
NOS3	rs3918188	Variant not found	A,T	○
NOTCH2	rs10923931	Variant not found	T	○
NOTCH2	rs2793831	Variant not found	C	○
NOV	rs2071518	CC+	T	●
NPAS2	rs11123857	Variant not found	G	○
NPPA	rs5065	AA+	G	●
NPPA	rs5068	Variant not found	G,T	○
NR2F2-AS1	rs2398162	Variant not found	G	○
NR3C1	rs6198	Variant not found	C	○
OLR1	rs11053646	Variant not found	G	○
OPRM1	rs10485057	Variant not found	G	○
OPRM1	rs17174794	Variant not found	G,T	○
OPRM1	rs1799971	GG+	G	●
OXTR	rs2254298	GG+	A	●
OXTR	rs237899	GG+	A,C	●
PARK7	rs161802	Variant not found	T	○
PAX4	rs2233578	Variant not found	A,T	○
PAX4	rs2233580	GG-	T	●
PDE11A	rs3770018	Variant not found	C	○
PDE4D	rs966221	CT-	G	●
PDE9A	rs729861	Variant not found	G	○
PECAM1	rs281865545	Variant not found	G,T	○
PEX5L	rs7630877	GG+	A,C	●
PHACTR1	rs9349379	AA+	A	●
PITX2	rs12646447	CT+	C	●
PITX2	rs2200733	CT+	T	●
PLCL2	rs10510468	Variant not found	A,T	○
PLPP3	rs17114036	AA+	G	●
PPARG	rs13306747	Variant not found	A,G,T	○
PPARG	rs1801282	CG+	C	●
PPARG	rs2197423	Variant not found	A	○
PPARG	rs4684847	Variant not found	T	○
PPARG	rs6802898	Variant not found	T	○
PPARGC1A	rs8192678	GG-	T	●
PRKCH	rs2230500	Variant not found	A	○
PRKCH	rs3783799	Variant not found	T	○
PROC	rs1401296	Variant not found	T	○
PSMA6	rs1048990	CG+	G,T	●
PSRC1	rs599839	AA+	A,C	●
PTPRD	rs10116682	Variant not found	A	○
PTPRD	rs10481625	Variant not found	A,C,G	○
PTPRS	rs1143699	Variant not found	A	○
RASGRP1	rs7403531	CC+	C,G	●
RBMS1	rs6718526	Variant not found	C	○
RHOU	rs6426514	GG+	A	●
RPSAP52	rs1531343	CC+	C,T	●
RYR2	rs34967813	AA+	G	●
SCN5A	rs1805124	GG-	T	●
SDHAF4	rs1048886	AA+	G	●
SELE	rs5361	AC-	G	●
SERPIN1	rs6797312	Variant not found	T	○
SEZ6L	rs688034	Variant not found	T	○
SH2B3	rs3184504	CC+	A,C,G	●
SHISA6	rs4792143	Variant not found	T	○
SHMT1	rs1979277	AG+	A	●
SLC2A14	rs12815313	Variant not found	G,T	○
SLC30A8	rs13266634	CC+	A,T	●
SLC64A	rs25531	Variant not found	C,G	○

Gene	SNP	Genotype	Rare Allele	Result
SMAD3	rs17228212	TT+	C	●
SOD2	rs2758331	Variant not found	A	○
SOD2	rs4880	CT-	G	●
SPSB4	rs16851055	GG+	A	●
STK39	rs3754777	Variant not found	T	○
STK39	rs6749447	GT+	G	●
SUPT3H	rs556621	AC-	G	●
TAP2	rs1800454	GG-	T	●
TAP2	rs241428	AA-	A,C,G	●
TAP2	rs241448	Variant not found	G	○
TCF7L2	rs12255372	GG+	T	●
TCF7L2	rs7901695	TT+	C	●
TCF7L2	rs7903146	CC+	G,T	●
TGFBR3	rs1805110	CC-	A	●
THADA	rs7578597	TT+	C	●
THBD	rs1042580	AG-	C	●
THBS2	rs8089	Variant not found	C	○
TLR4	rs4986790	AA+	G,T	●
TLR4	rs4986791	CC+	T	●
TMPO	rs17028450	CC+	T	●
TNF	rs1800629	GG+	A	●
TNF	rs361525	GG+	A	●
TNFSF4	rs1234313	AG+	G	●
TNFSF4	rs1234315	Variant not found	T	○
TNFSF4	rs3850641	Variant not found	G	○
TNFSF4	rs3861950	TT+	C	●
TPH1	rs1799913	AC-	A,T	●
TPH1	rs7933505	Variant not found	A	○
TRIB3	rs2295490	AG+	G,T	●
TRIM29	rs2084898	GG+	A	●
TRPM6	rs11144134	CT+	C	●
TTN	rs16866412	Variant not found	A	○
TTN	rs2244492	GG-	T	●
TTR	rs1800458	Variant not found	A	○
TWIST1	rs104894055	Variant not found	A	○
TWIST1	rs104894058	Variant not found	A,G,T	○
TWIST1	rs104894059	Variant not found	C	○
TXNRD2	rs5748469	AA+	A	●
UBE2E2	rs7612463	AC+	A,G	●
VCAN	rs173686	CT-	G,T	●
VPS26A	rs4812829	AG+	A	●
VPS33B	rs121434383	Variant not found	A	○
WDR12	rs6725887	TT+	C	●
WFS1	rs10010131	Variant not found	G	○
WFS1	rs10012946	Variant not found	C	○
WSCD2	rs3794260	Variant not found	A	○
WSCD2	rs9739493	CC+	C,G	●
ZFH3	rs7193343	CC+	A,C	●